Turkey Creek Division



Lightning Slinger

VOL 24 NO. 11 | "For all gauges and all ages" | November 2010

MONTHLY PUBLICATION OF THE TURKEY CREEK DIVISION
OF THE MID-CONTINENT REGION, NMRA

Meeting Tuesday November 23, 2010

Modeling in Foam by Kerry Lindenbaum

The clinic is on how to use Insulation board to form your scenery on your layout. I will discuss tools, strengths and weakness. I will show the tools and I will discuss how to circumvent the weaknesses of this material. I realize that scales Ho and up are too heavy to use this material for support for track but It is fine for supporting buildings and other features of your scenery.

Second clinic **Fred Hulen** will present **"Tricks and Tips on Using Instant Glue"**. It's an in depth clinic on the use of the various instant glues. He will describe what varieties are available and how to select the proper adhesive for each gluing task. There will also be a surprise aspect for attendees.

Next Meeting
December 14

From THE SUPER'S DESK....

Turkey Creek Supt letter for November 2010

November is election month for Turkey Creek Division. Those nominated at last month's meeting are:

Superintendent: Lionel Smith
Clerk: Larry Diehl
Paymaster: Jack Boren
Director: Louis Seibel

The by-laws allow others may be nominated at the November meeting. If no others are nominated it will be moved the slate be elected by acclamation. Although it is an appointed position Jack Rosenfield has agreed to remain Membership Chairman.

This month Kerry Lindenbaum will give his clinic after having to abort it last month due to Power Point presentation problems. Such problems can be avoided using the procedure given in Ron Morse's article on page 12 to 18 of this LS. Just making a "compatible" .ppt version on a CD does not include any referenced audio/video files nor the Power Point Viewer file needed for a computer that does not have Power Point playing capability. As Ron so well puts it the "Publish" action of a PPTX presentation places on CD everything needed for running the presentation on any PC.

In the second clinic Fred Hulen will present "Tricks and Tips on Using Instant Glue". It's an in depth clinic on the use of the various instant glues. He will describe what varieties are available and how to select the proper adhesive for each gluing task. There will also be a surprise aspect for attendees.

Looking ahead December is our annual holiday meeting. Again Ron Morse has agreed to provide a presentation of his "Midwest Meanderings". Louis and Marie Seibel will supply coffee and cake and everyone else may add their goodies to the festivities. You are encouraged to bring something for the 'white elephant' gift exchange.

As we end the year we want to document Turkey Creek's achievement program with a photo of all MMR members of the division. This is my personal request that if you are an MMR please attend the meeting. The December meeting is the 2nd Tuesday, December 14th instead of the 4th Tuesday.

Looking ahead to 2011 Miles Hale will give a clinic in January on 'Electronic Gizmos' that provide additional features to enhance operations and operating ease. Then as I read Andy Sperandeo's article, *Locomotive Sounds – add fun and realism to operations* in the current *Model Railroader* I thought of Miles again and his clinic with Mike Porter on communications between brakemen and engineer. I had visualizations of a group of modelers in an operating session in which all the features of hand signaling along with whistle and bell sound were used (adding realistic other train sounds may be a future enhancement). Wouldn't that make a great display of model railroading? By the way I pass as a participant because of poor memory to recall the appropriate whistle signals.

Enjoy the hobby,

Shelly

October 26, 2010 Minutes from Turkey Creek Division

Meeting was called to order by Sheldon Levy at Knox Presbyterian Church at 7pm.

Joe Robertson MMR Gave out Awards to Brad Moreau for Cars and Sheldon Levy for Structures.

Joe had others Awards to give out but they were not present.
Louis gave a short talk on 2011 show and handed out flyers to the members. There will be more information on the show to come in the December and January issue of the Lightning Slinger. Also the date for 2012 show has been set the date will be August 11, 2012 this is because of the National Convention ending on August 5.

Louis asked if anyone would like to help at the 3 day show at the Olathe Library. Brad and Larry said that they would help.

Sheldon said that he would like suggestions to the NMRA on the use of the money in the Heart of American Fund. This fund was set up by Turkey Creek Division, Gateway Division, and Mid-Continent Region back in 2002 with each group giving fifteen thousand dollars to the NMRA in money that they made off of the two National Conventions. In return for this money we are to get two reports each year on how the money is being spent. The money that is made on special protects is to go back in to the account up to the original amount any extra money then goes into the NMRA General Fund.

Sheldon Levy then asked if the officers of this year's Turkey Creek Division would like to run again for next year's office. The only member said that he would like to keep his same office was Jack Boren as Pay Master. Sheldon then asked Louis if he would and he said that he would like to run for Director as Brad Moreau term was over at the end of this year and it is a three year term. Sheldon said that he was not going to return as Superintendent. So the notations was open to the floor Larry Diehl said that he would do the Clerk, Lionel Smith would do the Superintendent, Louis Seibel would do the Director, Jack Boren would do the Paymaster, and Jack Rosenfield would like to keep the Membership which is not a elected office. If there are members that would like to run for an office please be at the meeting next Tuesday.

Next was the clinic by Paul Richardson MMR on Building Flat Cars. Then we were going to have a clinic by Kerry Lindenbaum we could not get his CD to work in the computer that we had at the meeting it will be given at the November Meeting.

Louis Seibel Clerk

OFFICERS

Superintendent
Sheldon Levy
913-438-7065
shellylevy@everestkc.net

Paymaster
Jack Boren
HP: 913-962-2408
jbcmd1@me.com

Clerk
Louis O Seibel
HP: 913-393-3495
C: 913-927-6850
L-seibel@comcast.net

Division Director
Brad Morneau
HP: 913-897-0669
bmorneau@kc.rr.com

Train Show Chairman 2010
Louis O Seibel
HP: 913-393-3495
C: 913-927-6850
L-seibel@comcast.net

Membership Chair
Jack Rosenfield
913-451-2177
rosenfieldjack@gmail.com

L S Editor
Ted Tschirhart
HP: 816-861-3449
tedtschi@kc.rr.com

AP Merit Awards & Achievement
Joe B. Robertson, MMR
HP: 816-331-2773
piperva@aol.com

Past Superintendent
Larry Diehl
HP: 913-441-1605
ldiehl@aci-boland.com

Web Master
Paul Myers, MMR
HP: 816-734-3719
paulwmyers@kc.rr.com

Web
http://www.tc-nmra.org
Turkey Creek Division
IS A 501(C) (3)
ORGANIZATION

Turkey Creek Division

December 14, 2010 (Tuesday) @ 7:00 PM
At our regular meeting place....

Midwest Meanderings

This PowerPoint® presentation was created from photographs taken by Ron Morse in Kansas, Missouri and Arkansas. This show includes scenic shots from all fours seasons and includes *everything from butterflies to deer, sunsets, snow, flowers, fall leaves, birds, moon shots etc., etc. This is really a beautiful show aimed at the Nature Lover.....*

TOTOTRAINS,LLC

SPECIALIZING IN EUROPEAN TRAINS
MÄRKLIN/TRIX/LGB/ROCO/FLEISCHMANN
EVERY DAY DISCOUNTS ON
WALTHERS CATALOG ITEMS: 20%-35%
HOURS: WED-SAT: 10.00AM-4.00PM
OR BY APPOINTMENT
785-766-0467
WWW.TOTOTRAINS.COM
INFO@TOTOTRAINS.COM
1031 VERMONT STREET, SUITE A
LAWRENCE, KS 66044

Olathe Main Library Show Case Display



GOMOTORBIDS.COM
The most popular online auction for automotive and racing collectibles
NOW HAS TRAINS!
- Daily auctions for trains and accessories from every era and for every scale & gauge!
- Incredible daily deals on overstocks and aged inventory!
- The most trusted auction on the internet. No fraud. No shill bidding. No worries!
- The best customer service in online auctions!
GoMotorBids.com
Visit now and sign up for your FREE membership!
WWW.GOMOTORBIDS.COM/TRAINS

THE SWITCHING LIST

*=new since last issue

The Switching List contains all known Mid-Continent Region, NMRA, train shows and Division meetings. It also lists all known club shows and swap meets in the Mid-Continent Region (IA, IL, MO, AR, NE, KS, and OK). To list your event, send it to: garyonho@cox.net, or Gary Hemmingway, 3201 SW Stone Ave., Topeka, KS 66614. To subscribe, or unsubscribe, to The Switching List send an email to the above link. Look for us on the MCoR web site: www.mcor-nmra.org. Put me on your newsletter list.

DIVISION MEETINGS

KANSAS CENTRAL DIVISION Meetings are at 1:00 pm. For the full schedule check the MCoR website or email: garyonho@cox.net. The next meeting is **October 2, 2008:** Inman Depot Museum: Going south on I-135 take exit 58 to Hutchinson. Inman is about 12 miles south on Highway 61. The Inman Depot is very visible from the 61 highway. There is a freshly painted RI caboose sitting beside it. I think we should meet there first, have a quick business meeting, tour the depot, and then go over to Scale Structures, Ltd. The latter is in an unmarked building on the other side of the highway, very visible but you wouldn't know what was there unless you've been there before. John Snell

GATEWAY DIV. (ST. LOUIS, MO) meets 3rd Monday each month, 7:00 P.M. Odd numbered months: Trinity Lutheran Church, 14088 Clayton Road at Woods Mill Rd (Hwy 141), Ballwin, MO; Even numbered months: VFW Hall, O'Fallon, IL http://www.gatewaynmra.org/division.htm

TURKEY CREEK DIV. (KANSAS CITY, MO & KS) monthly meetings 4th Tuesday, 7:00 P.M. Johnson County Offices, NE Branch, 6000 Lamar, Shawnee Mission, KS (DMV Building on SW corner of Lamar and Martway).

WESTERN HERITAGE DIVISION (OMAHA, NE / COUNCIL BLUFFS, IA) meets second Saturday (except June and December) at noon. Sump Memorial Library, corner of Washington and Second Streets in Papillion (across from Runza). Visit www.whdnmra.org for more info and a map.

EASTERN IOWA DIVISION
The EID Fall Meeting will be September 18th at the Cedar Rapids Area Chamber of Commerce, 424 First Avenue NE in Cedar Rapids, Iowa. Parking is free on Saturdays, so do not feed the parking meters! We will have a short meeting, silent auction, Bring & Brag / Show & Tell. I'm pulling together an interesting program on modeling. We will start at 9:00 am. The EID Annual / Winter Meeting will be 9am, January 15th, 2011 at the First Christian Church in Davenport, Iowa.

KATE SHELLEY DIVISION now meets the 4th Thursday at the Ames Public Library in Ames, Iowa. Time is 7 Pm to 8:45 PM. Due to Thanksgiving being the 4th Thursday we usually try to meet on the 3rd Thursday. Call Superintendent from NMRA web sight for latest information. All are welcome to attend the meetings. The library is located at 515 Douglas Ave. We meet in the upstairs meeting rooms. December we have NO meetings due to the holidays.

PLATTE VALLEY DIV. (HASTINGS, GRAND ISLAND, KEARNEY, NE) meets 2nd Tuesday of each month at 7:00 p.m. in members homes on a rotating basis. Info: John O'Neill, MMR, Div. Dir., 308-384-5011 or jponeill@computer-concepts.com.

WESTERN KANSAS DIVISION (GARDEN CITY, KS) Meets every Monday evening from 7:00 P.M. to 9:00 P.M. at 4091/2 N. Main St. (second floor above "Stage" department store) 7 layouts on display (2-HO, 5-N) Operating sessions available Info: Robert Simmons, Division Director (620) 521-3591 or ras@odsgc.net.

INDIAN NATIONS DIVISION Unless otherwise specified, all Indian Nations NMRA meets are held at the new Hardesty Library, 8316 E. 93rd. St., just east of Memorial Rd. in Tulsa, OK. The library opens at 9:00 am and the meetings start at 9:30 am. August 28, 2010 – Photography, November 20, 2010 - Structures/Dioramas NEW ***Note new date.** Web page: www.tulsanmra.org Superintendent - Dave Salamon (918)272-5512 or drs_rr@yahoo.com

OK Heartland Division of the NMRA meets in the even months in the Oklahoma City area. All who are interested in Model railroading are welcome. Info: www.okcnmra.org

Division Directors, Train Show Chairs, or Club Show Chairs: Let's get the word out about your 2010 or 2011 event! Get your information to Gary at any of the above addresses. **The Switching List is a service of Mid-Continent Region, NMRA**.

TRAIN SHOWS & MEETS

NOV 27, 2010—JOPLIN MUSEUM COMPLEX TRAIN SHOW AND SWAP MEET, Schifferdecker Park, 7th and Schifferdecker Streets, Joplin, MO; 9am to 3pm, Included will be several operating model railroad layouts along with over 65 tables of items for sale or trade. Admission is $3 adult, children 12 and under admitted free w/pd adult. All proceeds at the door go to benefit the Joplin Museum Complex. For further information or table rental call Rick Gardner at 417-673-4888 or email rickgardner@sofnet.com. Tables rent for $15 each. On the web at www.tristatemodelrailroaders.com

NOV 27-28, 2010—GREAT TRAIN EXPO, Gateway Center, Collinsville, IL

DEC 4-5, 2010-- OKLAHOMA CITY TRAIN SHOW, Travel and Transportation Bldg., State Fairgrounds, Admission is $8.00, Children 12 and under are FREE! w/pd adult, Join us this year for the:
3rd Annual GREAT TRAIN SET GIVEAWAY, http://www.okctrainshow.com/

DEC 6, 2010—SANTA'S ARRIVAL BY UNION PACIFIC TRAIN, Great Overland Station, 701 N. Kansas Ave., Topeka, KS, more info later www.greatoverlandstation.com.

DEC 11-12, 2010—MACTRAX SHOW & SWAP MEET, McPherson Community Bldg., 122 E Marlin, McPherson, KS, Sat: 10-5, Sun 11-4, Adm: $4 adults, 10 and under free w/pd

adult, Tables $10 each, Info: Jerry Bruce skytracker@ks-usa.net.

JAN 15-16, 2011—WORLD'S GREATEST HOBBY, Omaha, NE

JAN 29-30, 2011—GREAT TRAIN EXPO, St Charles Convention Center, St. Charles, MO

FEB 12-13, 2011—WICHITA TRAIN SHOW & SWAP MEET, CHISHOLM TRAIL DIV., NMRA & ENGINE HOUSE HOBBIES, Cessna Activity Center, 2744 George Washington Blvd., Wichita, KS, Sat: 9-6, Sun: 11-4, Swap tables, Modular Layouts, Switching Contest, Model Contest, Photo Contest, Live Clinics & much more; Adm: $6.00 for both days, Advance Table Registration includes 2 admission tickets, Before 12/31/2008 take off 10%, 8 foot tables are $25 each, Info: Phil Aylward or Jon LaRoe, 1-316-685-6608, mail registration to 603 Chestnut, Halstead, KS 67056-2302 or aylward1@cox.net

***FEB 19, 2011—10TH ANNUAL LAWRENCE MODEL RAILROADERS TRAIN SHOW**, Douglas County Fairgrounds, 2120 Harper St., Building 20, Lawrence, KS; Info: James Taylor, jimforegolf@hotmail.com.

MAR 12, 2011—BOEING EMPLOYEES' RAILROAD CLUB-ST LOUIS RAILROAD SWAP MEET Greensfelder Recreation Complex at Queeny Park 550 Wiedman Rd., St. Louis, MO 63011; 10 am – 3 pm, Tables $15 each, Adm: $3.00 children under 12 free w/pd adult; doors open for sellers' setup at 8 am, Info: Wayne Schimmel after 6:30 pm Central Time (636) 668-6313 or 733 Hwy Y, Winfield, MO 63389-2206, e-mail wmschimmel@gmail.com

***MAR 18-20, 2011--INDIAN NATIONS DIV & LDSIG & OPSIG LAYOUT DESIGN AND OPERATIONS CONFERENCE,** Shriner's Temple, 28th & Sheridan, Tulsa, Oklahoma, Info: www.tulsanmra.org Superintendent - Dave Salamon (918)272-5512 or drs_rr@yahoo.com

JUN 16-19, 2011 Mid-Continent Region's Annual Regional Convention, Hosted by the Cowboy Lines Division, Official Convention Site: Northeast Community College Lifelong Learning Center, 801 E Benjamin Ave. Norfolk, NE 68701 **Official Convention Hotel:** Roadway Inn 2206 Market Lane Norfolk, NE 68701 (402) 371-9779 or www.roadwayinn.com

SEPT 17, 2011--2011 Frisco Convention, Frisco Building, Springfield, MO, Info: Ron Williams MMR, rjwilliams1@mchsi.com

The Switching List is a service of Mid-Continent Region, NMRA.

The Kansas City Garden Railway Society

is proud to be a part of the 27th annual National Garden Railroad Convention.
Kansas City is rich in railroad heritage from its very beginning; and
it is fitting that we host our first ever convention in the region.
Our convention will be held in Overland Park, KS,
a suburb 20 miles southwest of downtown Kansas City.
The convention site is the spacious
Overland Park International Trade Center at 115th and Metcalf.
We will have one of the biggest exhibition halls at any NGRC With over 70,000 sq. ft. available for vendor, manufacturers and special events.
We invite you to come and join the fun at the 27th annual National Garden Railroad Convention on June 21st-27th 2011 in the heart of America.
Contact: Dave Roberts
gscaleisfun@hotmail.com

The 2011 Thousand Lakes Region Convention

Three Rails, Three States

May 20-22, 2011
Dubuque, Iowa

- Tours to IEI Barge, Rentex Chemical, and Eagle Window & Door, plus the 4th St. Elevator – the steepest inclined railroad in the world
- Modeling clinics, modeling contests, and layout tours
- Optional riverboat cruise and paddlewheeler lunch
- Amazing railfanning, with the ICE/DME, CN, and BNSF -- up to 35 trains a day!
- A wide variety of non-rail activities, including a craft fair, Dubuque Old Home Enthusiasts tour, Mississippi River Museum & Aquarium, two casinos, and Dubuquefest
- Just $60 base Convention registration (includes clinics, social, and banquet). A la carte menu for other activities.
- Make room reservations now at the Dubuque Holiday Inn (563-556-2000).

Visit www.thousandlakesregion.org now for the link to our video plus the registration form after Feb 1.



Frank's Train Shop

15105 Metcalf Ave.
Stanley, Kansas 66223
Frankstrainshop.com
Frank Fisher Engineer

We Buy Train Collections
Small, Large, and Wholly Cow!
(913) 681-6830 shop
(913) 710-4331 cell

ALL ABOARD!

Model Railroad Display

Thursday, December 2 • 6:00-8:30 p.m.
Saturday, December 4 • 12:00-5:00 p.m.
Sunday, December 5 • 1:00-4:00 p.m.
at the
Main Library
201 E. Park
Olathe, KS 66061

Come to the library to see an operating model railroad.
Experts will be on hand
to answer questions about
the display and model railroading.
Everyone is welcome! Free!

OlathePublicLibrary
your hometown library

www.olathelibrary.org

This article originally appeared in the July 2010 Scale Rails Magazine.....

"Tools of the trade" for doing a Microsoft® Powerpoint presentation. Left to right: Laptop computer, clip on LED reading light, laser pointer, external mouse (optional), remote for digital projector and spare batteries for the remote.

Over the past 25 years I have attended and given hundreds of clinics or classes. Some of those clinics were excellent and some were very bad. So the question is what makes a clinic good or bad? I don't claim to have all the answers but I believe I can share some observations that will help you improve the quality of the next clinic you are asked to give.

First, if you have been asked to give a clinic it is usually because someone believes you have some skill or ability that should be shared with others. Assuming this is true you are already well on your way to giving a good clinic. Each of us has certain skills that we excel in. Hopefully the clinic you have agreed to teach will tap into one of your stronger areas.



Once the topic of your clinic has been determined you are ready to proceed to the next step. The most important aspect of teaching any class or clinic is proper preparation. On too many occasions I have heard clinicians get up before a group and announce that they have not had the time to prepare for their clinic so they are just going to "wing it". Almost without exception these clinics turn out to be a bad experience for both the clinician and the students. **DON'T FALL INTO THIS PITFALL.** If you agree to do a clinic make sure there is enough advance time available to do proper preparation. Then, be sure you spend the necessary time preparing. If you feel you can't spend the proper preparation time then don't agree to do the clinic! If there is one golden rule of teaching it is **"BE PREPARED"**.

PREPARING FOR THE CLINIC

Rule #1 - Be sure you don't forget any of your props. I can't begin to tell you how many times I have attended a clinic where the clinician has announced that they have FORGOTTEN critical items needed for their presentation. When I teach a class on scenery I have to take along over 70 items. If I try to do this from memory I will probably forget some critical items. I will never forget a time years ago when I was teaching classes on gold panning. Part of the program was done with slides. Would you believe I forgot the slides? ***Have you ever tried to do a slide show without slides?*** Ever since that day I have made extensive check-off lists that list EVERY item I need to take along. I double check this list just before I go out the door to do the clinic. If you plan on using a dry erase board be sure the clinic room has one available. In addition, you should take along your own dry erase markers because invariability there will be none available in the clinic room or they will be dried up (you might want to even consider taking some dry erase cleaner along as some boards are filthy). If you are doing a hands on clinic that is messy be sure to take along a plastic drop cloth and a roll of paper towels. Spilling a bottle of paint on the carpet in a clinic room can put a real damper on things!

If you will be using a "white board" or dry erase board I find it is good to take along your own markers, eraser and even some dry erase board cleaner.

Cords...all types of cords. Drop cord, computer power supply, power cord for projector, VGA and USB cables for the projector. Also shown is masking tape which is used to tape down cords to keep people from tripping over them.

Rule #2 - Make and use an outline. Many clinicians just bounce around and chase "rabbit trails", apologizing the whole time for being disorganized. On the other hand DON'T just stand and read pages of typewritten notes, this is very boring. Consider preparing your clinic by creating a "story board". A story board

will help you visualize your presentation and will also help you organize your thoughts. The simplest way to create a story board is by using index cards on which you can record your key points and then lay them out on a table and rearrange them until you are satisfied with the flow. A story board will help you identify where your presentation is lacking in substance or flow.

Rule #3 - Ask your host what your clinic time parameters are, then do several "dry runs" of the clinic to be sure you can match your appointed time slot. Numerous times I have been slated to follow someone doing a clinic that is running 30 to 45 minutes past their allotted time. This is not only inconsiderate but it can also throw the entire clinic or



A clipboard with your notes, a CD and/or a flash drive with your presentation. The LED reading light which can be used either for the laptop computer keyboard or your notes if you have the lights out for a Microsoft® Powerpoint presentation.

meeting schedule off track. **Start and stop on time!** If it's within my power I start clinics no later than five minutes after the posted start time. Leave your clinic attendees wanting more rather than saying "**Boy, I thought he would never quit**".

Rule #4 - Prepare a lot of show and tell or visual aid items that relate to your clinic. These really help the students to understand what you are talking about.

Rule #5 - Some clubs or model railroad meets will pay to have handouts copied. Even if you have to pay for these I believe they make any clinic more valuable as it supplies the students with specific information that they can take home with them. Obviously with today's computer programs putting together a great handout is not the ordeal it once was.

Rule #6 - AUDIO VISUAL SYSTEMS:

SLIDE PROJECTORS - Not many people use slides and slide projectors these days. However, if you do here are a few items you need to consider:

- Do you have a spare bulb for your projector?
- Do you have a LONG, good quality, grounded drop cord with you?
- What about the screen?
- Can the room be made dark enough to show slides? When I was on the slide show circuit doing programs on ghost towns and scenic areas of the west I carried along some sheets of black plastic and two inch masking tape to black out windows.
- Does the projector have a long remote cord or will you need someone to help run the projector? You should also use tape to secure drop cords to the floor to prevent trips and falls. Many years ago I was nearly sued because a person tripped over an extension cord I was using!!!!
- Some type of pointer is also a must.

MICROSOFT® POWERPOINT PRESENTATIONS - In today's high tech world Microsoft® PowerPoint presentations are now the norm. However, there are some additional things to consider with PowerPoint presentations:

- If you don't have your own laptop computer and digital projector you will be at the mercy of the group supplying one or both of them. This can be a BIG problem! In many cases I have found that the group supplying the projector and/or laptop knows little to nothing about setting the system up. In addition I have found that most supplied digital projectors have not been tweaked to do a good job with photos. I remember doing one railroad travelogue program where the supplied projector was so bright that all the blue skies in my photos were white!
- Another common problem is getting the laptop computer to communicate with the projector. I did one program where the people had to wait over 20 minutes for us to try and figure out the compatibly setting between my laptop and the projector. Some of this problem has been improved with the newer "Plug and Play" projectors.
- Beware of using specialty fonts unless you are using your own laptop computer because unless the laptop you are using has your specialty fonts loaded in its fonts folder PowerPoint will default to something other than what you intended. A safe bet is to stay with standard fonts like **ARIAL** and **TIMES NEW ROMAN**. Another way to get around the font issue is to convert your presentation to a "**Package for CD**" CD. This creates a self extracting Microsoft® PowerPoint file on a CD that will allow you the option to "EMBED" your specialty fonts. This CD can then run on a PC computer that does NOT even have Microsoft® PowerPoint on it (see the last page for detailed instructions on this facet). Even though I now have my own laptop computer and digital projector I take along my presentation on a CD as well just in case I need to load it onto a different laptop.

If you do quite a few clinics you might want to consider purchasing some type of folding hand truck. Used copy paper boxes are great for hauling your clinic props. Assorted "Bungie" cords are great for securing your clinic load.

- Be sure you have a LONG, good quality, grounded drop cord with several plug ins with you.
- What about the screen? Are they supplying it or are you bringing it?
- Does the laptop computer/projector have a remote or will you need someone to help run the laptop?
- You should also use tape to secure drop cords to the floor to prevent trips and falls.
- Will there be sufficient table space for the computer and the projector?
- Some type of laser pointer is also a must. Some projectors come with remotes that also have laser pointers built in.
- Based on the above...When it is possible make every effort to test run your presentation at least 30 minutes before the crowd arrives.
- Most of the new "Multimedia Digital

Projectors" are bright enough that you don't have to have all the lights out in the room. However, having most of the lights out is still my preference for maximum impact. This does bring up another problem that I have seen people struggle to deal with....the lights go out in the whole room because the room is not set up where just a few lights can be left on...consequently the clinician can't read his notes!!! To remedy this problem I carry a miniature LED book reading lamp in my projector bag then if I'm going to use notes I have them on a clipboard with the light attached BEFORE the lights go out.

- Another mistake I have seen with PowerPoint presentations is when every slide is nothing but solid text...**BORING**...with today's digital world and digital cameras you need at least 75% of your slides to contain either graphic or photos. The idea is to show on the screen in large pictures the things too small to be seen otherwise.

IMAGE RESOLUTION FOR POWERPOINT PHOTOS – Photos for Powerpoint presentations only need to be a maximum of 120ppi at an image size of 10" in its longest direction. Yes, you can use bigger files but most current projectors will only project at a maximum image size 880X 600 in SVGA or 1024 X 768 in XGA or 1280 X 800 in WXGA. The only problem with bigger photo files is they may cause older slower laptop computers to bog down and run really slow.

- If you're supplying your own laptop and projector make sure your checklist of items to take along includes ALL the necessary connecting cords and cables and that you have your clinic preloaded.

Rule #7 - If you really want to do your best go to the library and check out a book on EFFECTIVE PUBLIC SPEAKING and follow the principles given.

DOING THE CLINIC

Rule #1 - Be there ahead of time by at least 30 to 45 minutes. This will give you time to haul in your equipment and props and to find the clinic room you have been assigned.

Rule #2 - STAND UP, SPEAK UP, THEN SHUT UP! Be enthusiastic about what you are teaching. Be warm and friendly. If you have a soft voice practice speaking up. Nothing is worse than being on the back row and the speaker is speaking so softly that you can

Start and stop on time!!

only catch every third word. When you're through, SHUT UP, even if you haven't filled all your allotted time. **Conversely DO NOT go past your allotted time.** On the other hand don't drag out your clinic just to fill time!

Rule #3 - When possible combine both audio visual and hands on demonstrations.

Rule #4 - Don't let people from the floor take control of your clinic. On one occasion a number of us were at a National Convention attending a clinic. The clinician announced that if anyone from the audience had questions or input as he went along to please not be afraid to interject. There were so many people from the floor interjecting comments that he totally lost control of his clinic and a number of people got up and walked out in disgust. Remember, YOU are the one who was asked to do the clinic, and YOU are the one we want to hear. ***Ask your clinic attendees to hold their questions and comments until the end and if time permits you will address them at that time. If someone interrupts with an observation try to dismiss it quickly or you will lose control. When someone interrupts try the following statement, "Thank you for your observation/question but in the interest of maintaining continuity and a time schedule I would like to hold questions until the end".***

Take along some bottled water in case you get a dry mouth or a "frog in your throat". Also, shown are some breath mints for when you are talking to people after the clinic.

Rule #5 - Avoid telling people "This is easy, anyone can do it". Remember different things are easy or hard for different people. Just because you find the technique easy doesn't mean that everyone else will find it easy. Rather just tell the students that you are going to show them some techniques that you have found useful in your modeling work. Emphasize that in most cases there are numerous ways to do a particular thing. Emphasize that you are there to share with them some techniques that have worked for you.

Rule #6 - If your mouth tends to get dry when you speak you make want to have a bottle of water handy. As a side note you should NOT use ice water as it can be counter productive. Also, it is a good idea to have a breath mint on hand to pop in your mouth at the close of your presentation.

Rule #7 - In my case standing for long periods of time can be difficult and if I sit in a regular chair while doing the clinic many people won't be able to see or hear me. Consequently I bring my own wooden stool to sit on.

Rule #8 - For some clinics you will be carrying in a ton of stuff (for me to do a live scenery clinic requires seven boxes of clinic stuff). Therefore, having a collapsible two or four wheel hand truck is an invaluable tool. Don't forget some "Bungie" type tie down straps. Empty copy paper boxes make great stackable containers for hauling props. In addition don't be bashful about soliciting the help of others in getting your stuff to the clinic room. Be sure and tell them exactly what time you need them and where to meet you.

Rule #9 - If you are using a laser pointer, remote or reading light that requires batteries...bringing a spare set along is a great idea.

Yes, I have given you a LOT of stuff to consider when giving a clinic. But if you will apply these principles I can guarantee the next clinic you give will be a winner.

Ron Morse, MMR

AVOIDING PROBLEMS WITH POWERPOINT PRESENTATIONS

By Ron Morse, MMR

A great way to get around compatibility issues when doing a PowerPoint presentation is to do a "**Package for CD**" CD. This creates a self extracting Microsoft® PowerPoint file on a CD that will allow you the option to "EMBED" your specialty fonts and create a CD that can then run on a PC computer that does NOT even have Microsoft® PowerPoint on it. Even though I now have my own laptop computer and digital projector I take along my presentation on a CD as well just in case I need to load it onto a different laptop.

1

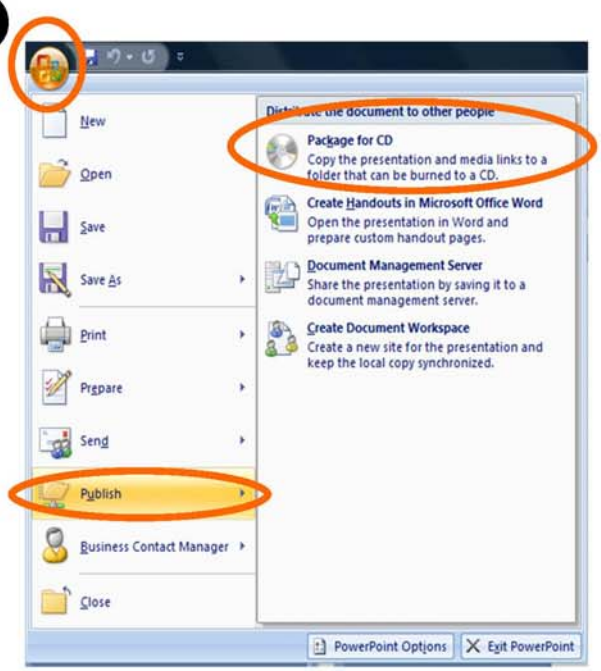

2

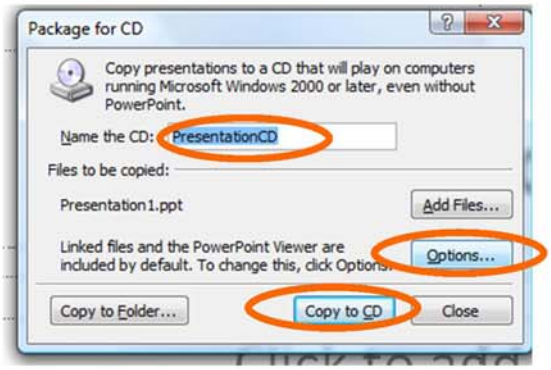

3

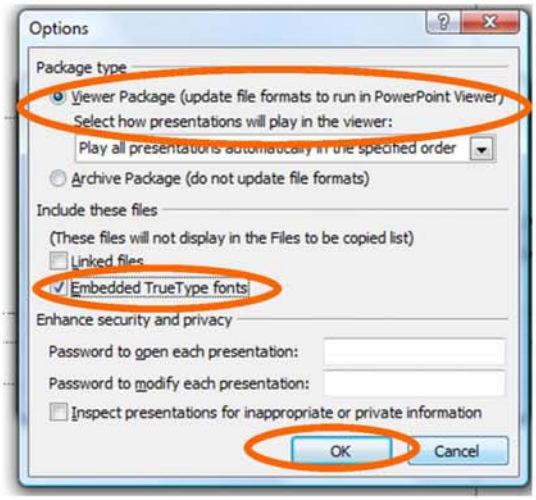

This will create an AUTORUN CD. To play it simply insert the CD into your CD ROM drive and shut the drawer. The CD ROM light should begin to flash indicating that the CD is being read.

Depending on the speed of your CD ROM it will take from 1-5 minutes to load and run. If you get a pop-up message that says "Run PPTVIEW.EXE" double click the message and it will proceed to open the file.

Advance the show slide by slide by using the arrow keys on your computer. Slides that have a ">" in the lower left hand corner will auto fade through several transitions. To STOP hit ESCAPE. While the show is running you can do a RIGHT CLICK on your mouse button for additional options (Next Slide, Previous Slide, Go To Slide, End Show).

For more information see the article by Ron Morse, MMR...
"The Prepared Clinician" in the July 2010 Scale Rails Magazine.

RACX 82633

CGTX 64882

AO K
113 235

HER206

GATX 32220

The 2010 KCS Holiday Express

Date Time City Address

Nov. 26 4PM Shreveport, LA Festival Plaza
Nov. 27 4PM Monroe, LA 212 Walnut Street
Nov. 28 4PM Vicksburg, MS Levee Street Station, 1000 Levee Street at the Foot of Grove Street
Nov. 29 4PM Pearl, MS KCS Yard, 201 Industrial Park Road
Nov. 30 4PM Meridian, MS Union Station, 1901 Front Street
Dec. 1 4PM Newton, MS KCS Yard, 127 North Main Street
Dec. 2 4PM Wylie, TX Oak Street
Dec. 3 4PM Jefferson, TX Downtown between East Austin Street and Lafayette
Dec. 4 4PM Leesville, LA KCS Yard, 901 South Third Street
Dec. 5 4PM Beaumont, TX KCS Yard, 4095 South Martin Luther King, Jr. Parkway
Dec. 6 4PM De Quincy, LA De Quincy Railroad Museum
Dec. 8 4PM Texarkana, TX KCS Yard, 1000 West Seventh Street
Dec. 9 4PM Ashdown, AR Main and U.S. Highway 71
Dec. 10 4PM De Queen, AR KCS Yard, 124 North Port Arthur
Dec. 11 4PM Mena, AR 524 Sherwood Avenue
Dec. 12 4PM Heavener, OK KCS Yard, 403 West First Street
Dec. 13 4PM Stilwell, OK Old KCS Depot
Dec. 14 4PM Noel, MO Old KCS Depot
Dec. 15 4PM Neosho, MO 211 East Coler
Dec. 16 4PM Pittsburg, KS Monroe and Elm Streets
Dec. 17 9:30AM-7PM Kansas City, MO Union Station
Dec. 18 9:30AM-5PM Kansas City, MO Union Station
Dec. 19 9:30AM-5PM Kansas City, MO Union Station

TOTOTRAINS,LLC

SPECIALIZING IN EUROPEAN TRAINS
MÄRKLIN/TRIX/LGB/ROCO/FLEISCHMANN
EVERY DAY DISCOUNTS ON
WALTHERS CATALOG ITEMS: 20%-35%
HOURS: WED-SAT: 10.00AM-4.00PM
OR BY APPOINTMENT
785-766-0467
WWW.TOTOTRAINS.COM
INFO@TOTOTRAINS.COM
1031 VERMONT STREET, SUITE A
LAWRENCE, KS 66044





Turkey Creek Division Meet
August 6, 2011

Lenexa Community Center
13420 Oak, Lenexa, KS (Pflumm & Santa Fe Drive)
Show Times 8:00 to 3:00
Layout Tours 3:30 to 9:00

Free Parking!

Clinics Start at 9:00 – a full slate of clinics covering many aspects of the hobby.

Model & Photo Contests – by NMRA judging and popular vote. Each model you entered into the contest will give you a chance in the Special Drawing to receive a $50.00 gift voucher, up to a maximum of 5 chances.
Special Youth Award for the best overall youth model entry.

Door Prizes – From lots of different manufacturers and local hobby shops

Display Layout and Layout Tours – In addition to the display layout at the meet, several local modelers will be opening their homes to layout tours in the afternoon and evening. Layout tour maps will be available at the show to paid registrants.

Swap Tables and Railroad Groups – Expect to find more than 90 tables from area dealers, local hobbyists and other railroad groups. Two registrations with each vendor table rental. Additional registrations: $4.50 each. Table rental: $16.50 each if paid for by January 31, 2011, after that date $22.00 each. (All rates include Sales Tax)
Vendor set up Friday August 5th 5pm to 9pm
For information on tables and special requests contact Robert Jefferis at jeffbobj@everestkc.net or 913-631-4441

Food and Refreshments – Scout Troop 92 will have food and refreshments available during the show.

Turkey Creek 2011 Division Meet Registration Form

Advance Registration: $4.50 by July 10, 2011 - *Additional door prizes will be set aside for advance registrants*
Full Registration at the door: $7.00 ($6.00 NMRA member)
Children under 12 free with paid registration (All rates include sales tax)

Name: _____

Address: _____

City: _____ State: _____ Zip: _____ Telephone: _____

E-Mail Address: _____

Table Rental $16.50 per table by January 31, 2011 No. of Tables: _____ Total amount $_____

Table Rental $22.00 per table after January 31, 2011 No. of Tables _____ Total amount $_____

Total Encl. $_____ Check # _____

More Registrations: _____

Make checks payable to "Turkey Creek Division"
Mail to: Turkey Creek Show, C/O Larry Diehl, 11229 Nall, Suite 140, Leawood, Kansas 66211
For more information contact: Louis Seibel, L-seibel@comcast.net, 913-927-6850 or 913-393-3495

Mark your calendars! Turkey Creek Division Meet will be August 11, 2012 – that's the second Saturday.

INDIAN NATIONS 2011

LAYOUT DESIGN AND OPERATIONS WEEKEND
TULSA, OK

March 18, 19 & 20

Presented by the Indian Nations Division of the NMRA

In conjunction with the LDSIG and OPSIG

Location:

Shriners Temple
2808 South Sheridan Rd.
Tulsa, Oklahoma 74129

Workshop Presentations

Saturday March 19th from 8:00am-5:00pm

- Tony Koester – 2 presentations
- Doug Gurin – 2 presentations
- Riley Triggs – 1 presentation
- Keith Robertson – 1 presentation
- Check web page for more information on presenters….

- ✓ Layout Design Challenge – See web page for additional details
- ✓ Bring your trackplans, photos, display boards and mockups to share with everyone, great place to solicit feedback on your layout!
- ✓ Panel discussion
- ✓ 3 Operating sessions with several layouts available for each session

---

Local layout operating sessions:

Friday March 18th from 6pm-9pm
Saturday March 19th, 7pm-10pm
Sunday morning March 20th from 10am to 1pm

(Register early to secure spots as an operator on the layouts.)

Visit our web page to register using Pay Pal and for updated information;

http://ldopsigmeet.tulsanmra.org/

We look forward to seeing you in Tulsa!

Layout Design and Operations Weekend 2011

March 18, 19 & 20

For registration questions email: ldopregistration@tulsanmra.org
For Layout Design Challenge questions email: ldopchallenge@tulsanmra.org
All other questions email: ldopchairman@tulsanmra.org

REGISTRATION FORM:

Please mail to:
Carl Schorfheide
LDOP Weekend
7245 S. 92nd Ave, Apt. #8
Tulsa, OK 74133

(Cash or check accepted; make checks payable to: Eastern Oklahoma Division)

Name:_____

Address:_____

_____

Phone Number:_____

Email Address:_____

☐ EARLY BIRD REGISTRATION BEFORE January 1st, 2011 is $20.00
AFTER January 1st, 2011 REGISTRATION is $25.00
☐ Lunch - make your own Sandwich Bar $8.00
☐ Polo Shirt $25.00 write in size _____ (2XL and larger add $2.00)
☐ Yes, I would like to operate on the local layouts
☐ I am just attending the Workshop Presentations will not be operating

I am a member of the following: (this is just a survey for our own information; your info will not be distributed)

☐ NMRA ☐ LDSIG ☐ OPSIG

Register early to secure spots as an operator on the layouts!

(For Internal use below the line)

Date Received: Registration #:

TURKEY CREEK DIVISION
4954 Marsh Avenue
Kansas City, MO 64129-2111

FIRST CLASS MAIL
ADDRESS SERVICE REQUESTED 4955

mcor-nmra.org/divisions/turkeycreek/

TURKEY CREEK DIVISION MEETING

Meeting and Show Dates for Turkey Creek Division 2010

Meeting November 23
Meeting December 14