


Turkey Creek Division



Lightning Slinger

VOL 25 NO. 2

"For all gauges and all ages"

February 2011

MONTHLY PUBLICATION OF THE TURKEY CREEK DIVISION
OF THE MID-CONTINENT REGION, NMRA

Meeting Tuesday February 22, 2011

Miles Hale will present -


1 DCC Wiring and Routing

Miles will have each DCC manufacturer set up for you to try out yourself.
Don't miss this if you're thinking about purchasing a DCC system.

2 Review Slides and Video of Amherst Show in Massachusetts

(Larry Diehl's Paper Castings will be presented in March.)

Presidents day



February 2011 Newsletter - Turkey Creek Division

Hello Everyone.

We had two very interesting clinics presented Tuesday evening. Joe Robertson MMR demonstrated his techniques for adding masonry mortar to plastic buildings, which resulted in a very good modeling look. Thank you Joe.



Brad Monreau introduced us to his methods of layout wiring management and design and construction of unique control panels. Brad is currently rebuilding a new layout and his attention to the details has been well thought out.

Thank you Brad.



Larry Diehl substituted for Superintendent Lionel Smith, who had a family emergency back in Rhode Island. We wish Lionel the best.

Welcome newcomers and old timers who have not been here in a while ... Bob Piepho (HO enthusiast), Bill Scheerer, Robert Spurgat and his wife Susan, plus a special welcome to Jim Ballinger, Steve Meseraull and Jon Ardahl from Lawrence Model Railroad Club. Hope they had a good time and hope they come back.

Robert Spurgat and Bill Scheerer just wowed the group with a long list of awards presented by Joe Robertson.

Bill Scheerer was announced he will receive his Gold Spike Certificate, and Electrical AP Certificate. Well done! Awards to be presented next meeting.

Robert stole the moment receiving 11 Merit Awards for Structures, 3 Merit Awards for Civil Engineering, 4 Merit Awards for Cars, and 1 Merit Award for Scenery. Looks like another MMR in the near future. Great work! Robert also had his wife Susan present to witness the presentation and help him cart home all the awards.



The whole group should be proud. Many people are modeling now and doing very good work. The June Design Challenge has the makings of an extremely fun contest! I hope everyone participates.

We had a call for help for the August 6th Turkey Creek meet and thank you Robert Spurgat and Bill Humenczuk for volunteering to help Jim Gameson at the registration table, and thank you to Jack Ferris for continuing as the Clinics Chairman.

We are always in the need of clinicians. If you would like to share your modeling ideas, please contact Lionel Smith or Larry Diehl. Next month we have planned clinics by Miles Hale (title being determined) and Larry Diehl with "Paper Castings". Hope to see everyone Tuesday, February 22nd.


Sincerely,

Larry W. Diehl
Clerk and Substitute Superintendent

P.S: Ron Morse was unable to attend our meeting due to a conflict, but, did you all notice the bull breath aroma in the room? It was strong to me!




City Hall



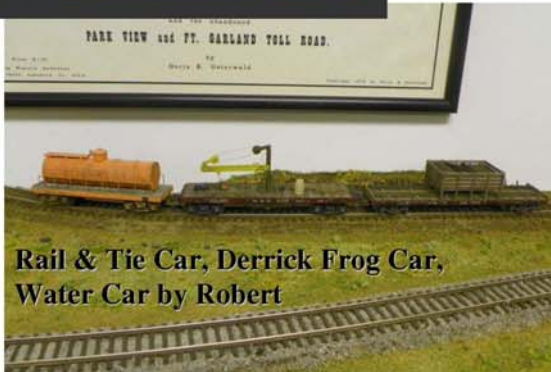
Fuel Storage Tank



Big Horn Mine



Rail & Tie Car, Derrick Frog Car, Water Car by Robert



1905 Combine Car

Gallows Turntable



Civil Engineering Award



Civil Engineering Award



Robert Spurgat's models that received Merit Awards ... Great Work!



ADDING MORTAR TO BRICKS ON PLASTIC MODELS

By Joe Robertson, MMR

EQUIPMENT:

Paint---I use aged concrete or black acrylic. Use what you feel works for you.

Xacto blades---Numbers 17 and 18 chisel blades.

Paint brush---A 1/4 in. flat brush works best, but use what ever you have.

Model---A model with brick or rock pattern. If using rock pattern, make sure rocks are flat.

Water---To thin acrylic paint with water if too thick.

Windex---To clean paint brushes.

Clean the model to remove any mould release left on the model. Paint the model the color you have chosen for your mortar. Make sure at this point your paint is thin enough to fill up the grooves in the bricks. If not add some water to the paint. As some paint is thicker than others it is hard to tell you how much thinning needs to be done. I like to do this step before I put the building together. I then let the paint dry to the touch. I have found it works better if you do not let the paint cure completely.

Using your No. 17 and 18 chisel blades, scrape the paint off of the bricks. Make sure you keep the blade flat. Not keeping the blade flat will result in some extra grooves in the brick. A tip-turn your blade to a 45 degree angle as you scrape away the paint so you do not remove any mortar from the grooves between the bricks.

Now its time to construct your model, paint areas that need painting and add some weathering to give you that prize winning model.

OFFICERS

Superintendent

Lionel Smith
816-518-9050
lionelsmithjr@me.com

Paymaster

Jack Boren
HP: 913-962-2408
jbcmd1@me.com

Clerk

Larry W Diehl
913-338-2300
ldiehl@aci-boland.com

Division Director

Louis O Seibel
HP: 913-393-3495
C: 913-927-6850
L-seibel@comcast.net

Train Show Chairman 2011

Louis O Seibel
HP: 913-393-3495
C: 913-927-6850
L-seibel@comcast.net

Membership Chair

Jack Rosenfield
913-451-2177
rosenfieldjack@gmail.com

L S Editor

Ted Tschirhart
HP: 816-861-3449
tedtschi@kc.rr.com
Lightning Slinger
March Deadline
March 10, 2011

AP Merit Awards & Achievement

Joe B. Robertson, MMR
HP: 816-331-2773
piperva@aol.com

Past Superintendent

Shelly Levey
913-438-7065
shellylevy@everestkc.net

Web Master

Paul Myers, MMR
HP: 816-734-3719
paulwmyers@kc.rr.com

Web

<http://www.tc-nmra.org>
Turkey Creek Division
IS A 501(C) (3)
ORGANIZATION



Handout for the Clinic
“Control Panel Wiring & Standardization Tips”
By Brad Morneau, MMR

Wiring tips for layout control panels:

- Run bus wires through your layout securely attached to the frame-work.
- Make you buses easily accessible to add devices, drops etc.
- Use staples that are large enough that they won't crimp or damage the wires they are holding.
- For control panels, even if part of the fascia, try using a back-plane to make wiring easier and to break it down into separate steps.
- Label all wiring connections, both ends if possible to make trouble-shooting easier
- Secure wires to the layout. Loose or hanging wires can get snagged and eventually disconnected or even shorted.
- When designing back-panels and other labeled connections, establish a standard and stick to it. Exceptions will cause difficulty later on.
- Panel design should be as standardized as possible, especially if you're planning for active operations. This helps operators as they move through your railroad. Once they learn one panel the others will be easier to learn.
- Make panels, throttle jacks etc. easy to find. I also recess my throttle jacks. I paint my fascia a dark brown and my recess panels brilliant white. Even in low light they're easy to see. There's nothing like an operator trying to find a switch while his train is heading into trouble.
- Make panels easy to trouble-shoot by following a standardized wiring approach. This also makes the panels less likely to fail when first installed.

For a copy of the drawings for the back-planes and panel details, e-mail me at bmorneau@kc.rr.com and I will gladly e-mail them to you



Pictures of Omaha
Worlds Greatest Hobby on Tour Show
Photos by Louis Seibel



HAVE 50 MODEL RAILROADING CLINICS RIGHT IN YOUR LIVING ROOM.

Just because you can't make it to a national convention doesn't mean you have to miss out. Right now the NMRA's Kalmbach Memorial Library has over 50 DVDs of clinics presented at national conventions from 2002 to 2010. Each is available for NMRA members to borrow for the cost of processing and postage.

So you can see clinics on everything from decoders to design, tools to techniques, helixes to highways, and research to resin casting.

All from the comfort of your very own couch.

Visit www.nmra.org and go to the Kalmbach Memorial Library page for a complete listing. Or call the Library at 423-894-8144.



We make it even more fun.

www.nmra.org

Then, get that popcorn ready.

TOTOTRAINS, LLC

SPECIALIZING IN EUROPEAN TRAINS
MÄRKLIN/TRIX/LGB/ROCO/FLEISCHMANN

EVERY DAY DISCOUNTS ON
WALTHERS CATALOG ITEMS: 20%-35%
HOURS: WED-SAT: 10.00AM-4.00PM
OR BY APPOINTMENT

785-766-0467

WWW.TOTOTRAINS.COM

INFO@TOTOTRAINS.COM

1031 VERMONT STREET, SUITE A
LAWRENCE, KS 66044





I'm looking for content for the Cowcatcher and would welcome any stories or contributions from the Turkey Creek Division or model railroading/rail enthusiast articles of the region in general. Please let folks know up there, and feel free to forward any pictures of division activities for publication in the Cowcatcher.

Would it be possible to get a picture from Tuesday's meeting or of a recent clinic? Would be happy to publish and give the appropriate credit to the photographer.

We want to showcase the activities in our newly opened coverage areas of Kansas and Missouri.

Thanks

Tim Blackwell

Editor/Publisher

Cowcatcher Magazine

P.O. Box 176


Keller, TX 76248

(817) 379-5528

a division of Ballpark Impressions

Member Hobby Manufacturers Association

www.cowcatchermagazine.com



The 2010 KCS Holiday Express

Date Time City Address

Nov. 26 4PM Shreveport, LA Festival Plaza

Nov. 27 4PM Monroe, LA 212 Walnut Street

Nov. 28 4PM Vicksburg, MS Levee Street Station, 1000 Levee Street at the Foot of Grove Street

Nov. 29 4PM Pearl, MS KCS Yard, 201 Industrial Park Road

Nov. 30 4PM Meridian, MS Union Station, 1901 Front Street

Dec. 1 4PM Newton, MS KCS Yard, 127 North Main Street

Dec. 2 4PM Wylie, TX Oak Street

Dec. 3 4PM Jefferson, TX Downtown between East Austin Street and Lafayette

Dec. 4 4PM Leesville, LA KCS Yard, 901 South Third Street

Dec. 5 4PM Beaumont, TX KCS Yard, 4095 South Martin Luther King, Jr. Parkway

Dec. 6 4PM De Quincy, LA De Quincy Railroad Museum

Dec. 8 4PM Texarkana, TX KCS Yard, 1000 West Seventh Street

Dec. 9 4PM Ashdown, AR Main and U.S. Highway 71

Dec. 10 4PM De Queen, AR KCS Yard, 124 North Port Arthur

Dec. 11 4PM Mena, AR 524 Sherwood Avenue

Dec. 12 4PM Heavener, OK KCS Yard, 403 West First Street

Dec. 13 4PM Stilwell, OK Old KCS Depot

Dec. 14 4PM Noel, MO Old KCS Depot

Dec. 15 4PM Neosho, MO 211 East Coler

Dec. 16 4PM Pittsburg, KS Monroe and Elm Streets

Dec. 17 9:30AM-7PM Kansas City, MO Union Station

Dec. 18 9:30AM-5PM Kansas City, MO Union Station

Dec. 19 9:30AM-5PM Kansas City, MO Union Station





January Meeting





THE SWITCHING LIST

*=new since last issue

The Switching List contains all known Mid-Continent Region, NMRA, train shows and Division meetings. It also lists all known club shows and swap meets in the Mid-Continent Region (IA, IL, MO, AR, NE, KS, and OK). To list your event, send it to: garyonho@cox.net, or Gary Hemmingway, 3201 SW Stone Ave., Topeka, KS 66614. To subscribe, or unsubscribe, to The Switching List send an email to the above link. Look for us on the MCoR web site: www.mcor-nmra.org. Put me on your newsletter list.

DIVISION MEETINGS

KANSAS CENTRAL DIVISION Meetings are at 1:00 pm. For the full schedule check the MCoR website or email: garyonho@cox.net. The next meeting is **February 12, 2011 Tom Katafiasz**: 2105 Northwood Ln, Salina, KS: Turn off Interstate 70 south on Ohio Street, Turn Left (East) on Iron Street and go to top of hill, turn Right (South) on Marymount Road go past the stop light, turn left (East) on Northwood (first street past stop light) Tom's house is on the corner (first one on your left (north)) once you turn onto Northwood. Video tour of Kalmbach facilities and discussion of Tom's newest mostly scratchbuilt building.

GATEWAY DIV. (ST. LOUIS, MO) meets 3rd Monday each month, 7:00 P.M. Odd numbered months: Trinity Lutheran Church, 14088 Clayton Road at Woods Mill Rd (Hwy 141), Ballwin, MO; Even numbered months: VFW Hall, O'Fallon, IL <http://www.gatewaynmra.org/division.htm>

TURKEY CREEK DIV. (KANSAS CITY, MO & KS) monthly meetings 4th Tuesday, 7:00 P.M, Johnson County Offices, NE Branch, 6000 Lamar, Shawnee Mission, KS (DMV Building on SW corner of Lamar and Martway).

WESTERN HERITAGE DIVISION (OMAHA, NE / COUNCIL BLUFFS, IA) meets second Saturday (except June and December) at noon. Sump Memorial Library, corner of Washington and Second Streets in Papillion (across from Runza). Visit www.whdnmra.org for more info and a map.

EASTERN IOWA DIVISION

The EID Fall Meeting will be September 18th at the Cedar Rapids Area Chamber of Commerce, 424 First Avenue NE in Cedar Rapids, Iowa. Parking is free on Saturdays, so do not feed the parking meters! We will have a short meeting, silent auction, Bring & Brag / Show & Tell. I'm pulling together an interesting program on modeling. We will start at 9:00 am. The EID Annual / Winter Meeting will be 9am, January 15th, 2011 at the First Christian Church in Davenport, Iowa.

KATE SHELLEY DIVISION now meets the 4th Thursday at the Ames Public Library in Ames, Iowa. Time is 7 Pm to 8:45 PM. Due to Thanksgiving being the 4th Thursday we usually try to meet on the 3rd Thursday. Call Superintendent from NMRA web site for latest information. All are welcome to attend the meetings. The library is located at 515 Douglas Ave. We meet in the upstairs meeting rooms. December we have NO meetings due to the holidays.

PLATTE VALLEY DIV. (HASTINGS, GRAND ISLAND, KEARNEY, NE) meets 2nd Tuesday of each month at 7:00 p.m. in members homes on a rotating basis. Info: John O'Neill, MMR, Div. Dir., 308-384-5011 or jponeill@computer-concepts.com.

WESTERN KANSAS DIVISION (GARDEN CITY, KS) Meets every Tuesday evening from 6:30 P.M. to 9:00 P.M. at 4091/2 N. Main St. (second floor above "Stage" department store) 7 layouts on display (2-HO, 5-N) Operating sessions available Info: Robert Simmons, Division Director (620) 521-3591 or ras@odsgc.net.

INDIAN NATIONS DIVISION Unless otherwise specified, all Indian Nations NMRA meets are held at the new Hardesty Library, 8316 E. 93rd. St., just east of Memorial Rd. in Tulsa, OK. The library opens at 9:00 am and the meetings start at 9:30 am. Web page: www.tulsanmra.org Superintendent - Dave Salamon (918)272-5512 or drs_rr@yahoo.com

OK Heartland Division of the NMRA meets in the even months in the Oklahoma City area. All who are interested in Model railroading are welcome. Info: www.okcnmra.org

***Cowboy Line Division (Norfolk, NE)** meets 3rd Thursday each month, 7:00 P.M. at HyVee East upstairs meeting room. Corner of 1st Street and Norfolk, Ave. Info: Dennis Brandt, Div. Dir: 402-9925-2415 or email dennisbrandt44@gmail.com for more information.

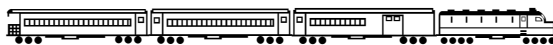
Division Directors, Train Show Chairs, or Club Show Chairs: Let's get the word out about your 2010 or 2011 event! Get your information to Gary at any of the above addresses. **The Switching List is a service of Mid-Continent Region, NMRA.**

TRAIN SHOWS & MEETS

FEB 26, 2010—SUGAR CREEK MODEL RAILROAD AND HISTORICAL CLUB 8TH ANNUAL GREAT NWA MODEL TRAIN & HISTORICAL MEMORABILIA SHOW, Clarion Hotel and Convention Center 211 SE Walton Blvd Bentonville 72712, Interstate 540 take Ext 85 go west 1.3 miles on the right, 9:00 AM - 4:00 PM, Adm: Adults \$6.00 and Children 12 and under FREE \$5.00 with one nonperishable food item, Info: Bill Wright, P O Box 3113, Bella Vista, AR 72715, 479 - 426 - 1544 (Cell), Email w5mth73@cox.net, www.railroadclubssugarcreek.org

***FEB 26, 2011--8TH ANNUAL GREAT NORTHWEST ARKANSAS MODEL TRAIN SHOW**, Clarion Hotel & Convention Center, Bentonville, AR, 211 S.E. Walton Boulevard, 1 1/2 miles west of I-540, Exit 85 (Room deals available at Clarion and Sleep Inn, ask) 9:00 am to 4:00 pm, Admission \$5.00, under 12 free 130+ Vendor tables, Operating layouts in all scales. Popular vote contest, hot meal available, Door Prizes; Grand prize is AmTrak Eagle tickets Info: sloopjb@cox.net or 479-855-1113

MAR 12, 2011—BOEING EMPLOYEES' RAILROAD CLUB-ST LOUIS RAILROAD SWAP MEET Greensfelder Recreation Complex at Queeny Park 550 Wiedman Rd., St. Louis, MO 63011; 10 am - 3 pm, Tables \$15 each, Adm:



\$3.00 sellers' setup at 8 am, Info: Wayne Schimmel after 6:30 pm Central Time (636) 668-6313 or 733 Hwy Y, Winfield, MO 63389-2206, e-mail wmschimmel@gmail.com

MAR 18-20, 2011--INDIAN NATIONS DIV & LDSIG & OPSIG LAYOUT DESIGN AND OPERATIONS CONFERENCE, Shriner's Temple, 28th & Sheridan, Tulsa, Oklahoma, Info: www.tulsanmra.org Superintendent - Dave Salamon (918)272-5512 or drs_rr@yahoo.com

MAR 19-20, 2011--BOOT HILL MODEL RAILROAD CLUB TRAIN SHOW, West Pavilion Building on the Finney County Fairgrounds, 601 Lake Avenue, Garden City, Ks, Sat: 10:00AM to 6:00PM, Sun: 11:00AM to 4:00PM, Adults \$4.00, Family \$10.00, Kids 10 and under free Tickets are good for both days, Several operating layouts in different scales, Vendors, Door Prizes, Lunch counter, Info: Robert Simmons, ras@odsgc.net

***MAR 26, 2011—JOPLIN MUSEUM COMPLEX TRAIN SHOW AND SWAP MEET**, Schifferdecker Park, 7th and Schifferdecker Streets, Joplin, MO; 9am to 3pm, Included will be several operating model railroad layouts along with over 65 tables of items for sale or trade. Admission is \$3 adult, children 12 and under admitted free w/pd adult. All proceeds at the door go to benefit the Joplin Museum Complex. For further information or table rental call Rick Gardner at 417-673-4888 or email rickgardner@sofnet.com. Tables rent for \$15 each. On the web at www.tristatemodelrailroaders.com

***APR 9, 2011—OZARK MODEL RAILROAD ASSOCIATION** 33rd Annual Spring Railroad Show, Springfield Catholic High School, 2340 S. Eastgate Avenue, Springfield, MO.65809, 9am to 3 pm, The show will include clinics, swap meet, operating portable model railroads, home layout tours, door prizes, food, refreshments and much more, For information contact Ron Williams MMR at 417-883-5350 or by e-mail at rjwilliams1@mchsi.com.

***APR 9-10, 2011--17TH ANNUAL TRAIN SHOW, SPONSORED BY THE NEBRASKA WEST-CENTRAL DIVISION OF THE NATIONAL MODEL RAILROAD ASSOCIATION**: D&N EVENT CENTER, 501 East Walker Road, North Platte, Nebraska; Sat: 9:00 A.M. - 5:00 P.M. Sun: 10:00 A.M. - 4:00 P.M Adm: \$3.00 Children under 12 \$1.00 (under 5 with paid adult free), Train layouts and displays, Vendor tables selling railroad items, Note to vendors: \$10 each till March 15th, After March tables are \$15 each, Union Pacific Tours will be available as an extra fare item (Saturday only): For additional information: Gene Tacey, P.O. Box 485, Sutherland, NE 69165, 308-386-2489, taceys@gpcom.net

MAY 28-29, 2011--CHERRY VALLEY MODEL RAILROAD CLUB KATY DAYS SHOW AND SWAP MEET, Forest Park (Corner of Broadway & Heacock) Arvon Phillips Recreation Center, Parsons, KS, Sat: 9 a.m. to 5 p.m., Sun: 10 a.m. to 2 p.m., Free Admission! Events include modular layouts, swap meet, railroad history zone and the Parsons Invitational Pie Society selling homemade pies. Our show is held in conjunction with the annual Katy Days Festival held on the same weekend. This festival is centered around the railroad history of Parsons, KS. For more information about

the festival, visit: www.katydays.com, For more information about the train show, visit: www.cvmrc.com, Email: greatamericantrains@hotmail.com or john@cvmrc.com

JUN 16-19, 2011 Mid-Continent Region's Annual Regional Convention, Hosted by the Cowboy Line Division, Official Convention Site: Northeast Community College Lifelong Learning Center, 801 E Benjamin Ave. Norfolk, NE 68701 **Official Convention Hotel**: Rodeway Inn 2206 Market Lane Norfolk, NE 68701 (402) 371-9779 or www.roadwayinn.com. For more information and registration forms contact: Dennis Brandt, Div. Dir. 402-992-2415 or dennisbrandt44@gmail.com.

JUN 21-27, 2011—27TH ANNUAL NATIONAL GARDEN RAILWAY CONVENTION, Overland Park International Trade Center, 115th & Metcalf, Overland Park, KS, hosted by Kansas City Garden Railway Society, Info: Dave Roberts, gscaleisfun@hotmail.com

AUG 6, 2011—TURKEY CREEK DIVISION, MCoR, NMRA, MEET, Lenexa Community Center, 13420 Oak (Pflumm & Santa Fe Dr.), Lenexa, KS, 8:00 to 3:00, Layout Tours 3:30-9:00, Clinics Starts 9:00, Model & Photo Contests, Door Prizes, Display Layout, Swap Tables and Railroad Groups, Two registrations with each vendor table rental additional registration \$4.50. Table rental \$16.50 ea if paid for by January 31, 2011 after that date \$22.00 ea. vendor set up Friday August 5th 5pm to 9pm. For information on tables and special requests contact Robert Jefferis at jeffbobj@everestkc.net or 913-634-4441. Scout Troop 92 will have food and refreshments available during the show. Additional door prizes will be set aside for advance registrants. Advance Registration: \$4.50 by July 10, 2011, full registration: \$7.00 (\$6.00 NMRA member) at door, children under 12 free with paid registration (All rates include Sales Tax). For more information contact: Louis Seibel L-seibel@comcast.net, 913-927-68501, 913-393-3495 (Home). Make checks payable to 'Turkey Creek Division' and mail to Turkey Creek Show, c/o Larry Diehl, 11229 Nall, Suite 140, Leawood, KS 66211

***SEP 10, 2011—JOPLIN MUSEUM COMPLEX TRAIN SHOW AND SWAP MEET**, Schifferdecker Park, 7th and Schifferdecker Streets, Joplin, MO; 9am to 3pm, Included will be several operating model railroad layouts along with over 65 tables of items for sale or trade. Admission is \$3 adult, children 12 and under admitted free w/pd adult. All proceeds at the door go to benefit the Joplin Museum Complex. For further information or table rental call Rick Gardner at 417-673-4888 or email rickgardner@sofnet.com. Tables rent for \$15 each. On the web at www.tristatemodelrailroaders.com

SEPT 17, 2011--2011 Frisco Convention, Frisco Building, Springfield, MO, Info: Ron Williams MMR, rjwilliams1@mchsi.com

AUG 11, 2012 TURKEY CREEK DIVISION MEET, Lenexa Community Center, 13420 Oak (Pflumm & Santa Fe Dr.), Lenexa, KS, more later.

The Switching List is a service of Mid-Continent Region, NMRA.



The 2011 Thousand Lakes Region Convention

Three Rails, Three States

May 20-22, 2011
Dubuque, Iowa



- Tours to IEL Barge, Rentex Chemical, and Eagle Window & Door, plus the 4th St. Elevator – the steepest inclined railroad in the world
- Modeling clinics, modeling contests, and layout tours
- Optional riverboat cruise and paddlewheeler lunch
- Amazing railfanning, with the ICE/DME, CN, and BNSF -- up to 35 trains a day!
- A wide variety of non-rail activities, including a craft fair, Dubuque Old Home Enthusiasts tour, Mississippi River Museum & Aquarium, two casinos, and Dubuquefest
- Just \$60 base Convention registration (includes clinics, social, and banquet). A la carte menu for other activities.
- Make room reservations now at the Dubuque Holiday Inn (563-556-2000).

Visit www.thousandlakesregion.org now for the link to our video plus the registration form after Feb 1.



Frank's Train Shop

15105 Metcalf Ave.
Stanley, Kansas 66223
Frankstrainshop.com
Frank Fisher Engineer

We Buy Train Collections
Small, Large, and Wholly Cowl
(913) 681-6830 shop
(913) 710-4331 cell






Mid-Continent Regional Convention

Hosted by the
Cowboy Line Division

June 16-19, 2011



Official Convention Hotel:

Rodeway Inn
2206 Market Lane
Norfolk, NE 68701



Official Convention Site:

Northeast Community College
Lifelong Learning Center
801 E Benjamin Ave.
Norfolk, NE 68701

- **Thursday Evening Welcome Reception:** Arrive early and you can pick up your registration packet at the Rodeway Inn. Enjoy Norfolk hospitality with refreshments, snacks, clinics and an old fashion ice cream (custard) social.
- **Friday registration** opens at the Lifelong Learning Center on the Northeast Community College campus at 8:00 am, Friday.
- **Silent Auction** on Friday for convention attendees
- **Prototype Tour** on Friday afternoon of NUCOR Steel Mill, Louis Dreyfus Ethanol Plant, and NE Central RR yards and facilities going to or from on a transfer caboose.
- **Wine Tasting, Art & Museum Tour** on Friday afternoon starting with lunch at Reeder's, a stop at the Johnny Carson exhibit at the Elkhorn Valley museum and tour and wine tasting at the Cuthills Winery.
- **Clinics:** there will be a full slate of clinics Thursday evening and all day Friday and Saturday morning. For more information or to sign up to give a clinic contact Dennis Brandt (402-992-2415) or email: dennisbrandt44@gmail.com or info.convention.2011@gmail.com.
- **Special Air Brushing Workshop:** Local professional artist Karl Reeder will be conducting a 2 ½ hour hands on air brushing clinic at this studio. The clinic will be offered Friday and Saturday morning. You need to bring your own air brush clean and ready to go along with a project to weather. Practice cars will be furnished. For more information contact Dennis Brandt. (very limited)
- **Women's program** will include three or more crafts and Women related clinics including card making, knitting, and others. If you would like to share a craft please contact Dennis Brandt.
- **Contest:** Be sure and bring models for the contest all NMRA categories including photos will be available. **Special Nucor Scrap Car Contest** for anyone wanting to enter a scrap car loaded with your special load of scrap. This Contest will be judged by Nucor employees.
- **Saturday Night Banquet:** a delicious buffet served by the First Choice Caterers at the NECC College. Keynote speaker is Dr. Rudy Daniels, Railroad author and railroad historian.
- **Layout Tours:** Many of the local modelers will have their layouts open Friday evening for your touring pleasure. Maps will be available at the Convention.
- **Model Train Show:** over 100 tables will be available for area vendors, rail organizations, and other interested individuals. Local Boy Scout Troup will provide refreshments.
- **Accommodations:** The Rodeway Inn will have a special rate of \$55.00 plus tax for registered convention goers. They will provide a delicious hot breakfast to get your going in the morning. To get this special rate make your reservation before May 20, 2011 and mention 2011 Mid-Continent Regional Convention. Contact them at: (402) 371-9779 or www.roadwayinn.com



Mid-Continent Regional Convention 2011
hosted by: Cowboy Line Division

Registration Form

(Please send this registration form with your payment
\$40.00 registration until March 31, 2011)

Activity	Cost	Number	Total
Advance NMRA member Registration (Before March 31, 2011)	40.00		
Advance Non-NMRA member Registration (Before March 31, 2011)	50.00		
Spouse Registration	10.00		
NMRA member Registration (After April 1, 2011)	60.00		
Advance Non-NMRA member Registration (After April 1, 2011)	70.00		
Proto Tour (limited to 30) Includes: tour of NUCOR steel plant, Ethanol Plant; ride on Transfer Caboose to NE Central RR yards and office. Also includes snacks and refreshments	35.00		
Wine Tasting Tour (Limit 15) Includes: Lunch, Johnny Carson exhibit at the Elkhorn Valley Museum, Cuthills winery wine tour and wine and cheese tasting	35.00		
Air Brush Painting Workshop (Friday 9:00-11:30) (limit 8)	35.00		
Air Brush Painting Workshop (Saturday 9:00-11:30) (limit 8)	35.00		
Special Build a DPM structure and take home (Sat 10:00-12:00) Fran and Miles Hale (limited to 20, includes kit)	5.00		
Banquet Dinner (Saturday night)	25.00		
Train Show Vendor Tables (30" x 6')	20.00		
Electricity <input type="checkbox"/> Yes <input type="checkbox"/> No			
2011 Polo Convention Shirt circle your size (S M L XL XXL)	30.00		
2011 Convention Patch	5.00		
2011 Convention Pin - 1 included with registration	3.00		
	Total Enclosed:		\$

Checks or Money Orders only (no credit cards)

Name: _____ NMRA #: _____
 Address: _____ Email: _____
 City: _____ State: ____ Zip: _____ Phone: _____

Spouse: _____

Make checks/money order payable to:
 MCoR Convention 2011
 Mail to: James van Delden, registrar
 902 Nebraska Street
 Wayne, NE 68787





**LAYOUT DESIGN AND
OPERATIONS WEEKEND
TULSA, OK**

March 18, 19 & 20

Presented by the Indian Nations Division of the NMRA
In conjunction with the LDSIG and OPSIG

Location:

**Shriners Temple
2808 South Sheridan Rd.
Tulsa, Oklahoma 74129**

Workshop Presentations

Saturday March 19th from 8:00am-5:00pm

- Tony Koester – 2 presentations
- Doug Gurin – 2 presentations
- Riley Triggs – 1 presentation
- Keith Robertson – 1 presentation
- Check web page for more information on presenters....

- ✓ Layout Design Challenge – See web page for additional details
- ✓ Bring your trackplans, photos, display boards and mockups to share with everyone, great place to solicit feedback on your layout!
- ✓ Panel discussion
- ✓ 3 Operating sessions with several layouts available for each session

Local layout operating sessions:

Friday March 18th from 6pm-9pm

Saturday March 19th, 7pm-10pm

Sunday morning March 20th from 10am to 1pm

(Register early to secure spots as an operator on the layouts.)

Visit our web page to register using Pay Pal and for updated information;

<http://ldopsigmeet.tulsanmra.org/>

We look forward to seeing you in Tulsa!



Layout Design and Operations Weekend 2011

March 18, 19 & 20

For registration questions email: ldopregistration@tulsanmra.org

For Layout Design Challenge questions email: ldopchallenge@tulsanmra.org

All other questions email: ldopchairman@tulsanmra.org

REGISTRATION FORM:

Please mail to:

Carl Schorfheide

LDOP Weekend

7245 S. 92nd Ave, Apt. #8

Tulsa, OK 74133

(Cash or check accepted; make checks payable to: Eastern Oklahoma Division)

Name: _____

Address: _____

Phone Number: _____

Email Address: _____

☐ EARLY BIRD REGISTRATION BEFORE January 1st, 2011 is \$20.00
AFTER January 1st, 2011 REGISTRATION is \$25.00

☐ Lunch - make your own Sandwich Bar \$8.00

☐ Polo Shirt \$25.00 write in size _____ (2XL and larger add \$2.00)

☐ Yes, I would like to operate on the local layouts

☐ I am just attending the Workshop Presentations will not be operating

I am a member of the following: (this is just a survey for our own information; your info will not be distributed)

☐

NMRA

☐

LDSIG

☐

OPSIG

Register early to secure spots as an operator on the layouts!

(For Internal use below the line)

Date Received:

Registration #:



2011 Sponsors: Checkers Grocery, Evans Design, BPL Brassworks, Micro Trains, Ram Track, Blair Line, Tomar, Kalembach, Blair Line, Woodland Scenics, Georges Hobby shop, California Roadbed Co. Northeastern Scale Lumber, Rix Products, Plastruct, Ron's Books and ToToTrains, LLC.
Flyers donated by ToToTrains

Saturday February 19, 2011 9:00 AM to 5:00 PM



Club layouts in HO scale, N Scale, HO switching layout and Geo Trax layout.

**Douglas County
Fair Grounds
Building 21
2120 Harper
Street
Lawrence, Ks**

**2 Blocks North of
K-10 on Harper**

**The Lawrence Model Railroad Club
supporting the L.I.N.K. Food Pantry present:
The 10th annual Train Show and Swap Meet**

Try your skills at the Switching layout designed after the "John Allen Switching layout".

Door prize drawings are held throughout the event, silent auctions, model contests.

View Model Railroad craftsmanship on club layouts, shop for trains and supplies for your layout.

Listen for the conductor to shout "ALL ABOARD!"

The horn blasts and steam engines whistle, hear the sound and realism of DCC sound locomotives!

**Lawrence Model Railroad helps support the L.I.N.K. Inc Food Pantry.
Admission is \$6.00 at the door. Children 12 and under with adult are free.
Canned food donations valued at \$ 1.00 or more will receive an admission discount of \$1.00 for each person.**

35 + vendor tables full of trains, trains, and more trains!

Concessions stand available.

For Show information and vendor tables please contact:

www.lawrencemodelrailroadclub.org

or, LMRC Show Coordinator Jim Taylor: 785-841-6256, or jimforegolf@hotmail.com



The Warther Museum of Dover, Ohio Presents “Trains & Parks of Colorado”

Each year the museum picks a unique American experience for their signature tour, and we invite you to travel with us on this nine day journey experiencing four trains and three parks of Colorado.

Personally designed by the museum, and escorted by Mark Warther, this tour features quality inns such as the Cliff House at Pikes Peak, rated in the top 100 places to stay in the world. Experience an outdoor breakfast overlooking the rim of the Colorado National Monument and of course the trains. The Durango Silverton has been rated in the top ten train experiences in the world and Cumbre & Toltec is just amazing.

This nine day tour is from August 20th through the 28th, 2011. For more tour information and how this tour can serve as a fundraiser for your club or organization, please contact Mark Warther at mark@warthers.com or by calling the Museum travel department at 330-343-7513 ext. 204.

For more information about the Warther Museum go to www.warthers.com

Day One – August 20, 2011 Arrive in Denver, the Embassy Suites Hotel

Welcome to Denver, Colorado, the "Mile High City." Meet your fellow travelers at 6:00 p.m. for a get-acquainted dinner hosted by Mark Warther. Dinner Included

Day Two – August 21, 2011 Palisade, Co: Two night stay at Wine Country Inn.

This morning we enjoy our first train ride on the Georgetown Loop Railroad. This railroad connected the thriving mining towns of Georgetown and Silver Plume with horseshoe curves, grades of up to 4%, and four bridges across Clear Creek, including the massive Devil's Gate High Bridge.

Today, lunch will be on your own in historic Georgetown as we travel to the Wine Country Inn, in Palisade, Colorado. Breakfast and Dinner Included

Day Three – August 22, 2011 Palisade, Co.: Wine Country Inn Today we visit one of the grand landscapes of the American West - Colorado National Monument and enjoy breakfast overlooking the monument as we take in breath taking views of deep, sheer-sided canyons and high rock towers. The afternoon brings visits to wineries, as we prepare for our wine maker's dinner served in the middle of acres of vineyards. Breakfast and Dinner Included

Day Four – August 23, 2011 Durango, Co: Two night stay at Hampton Inn All aboard the Durango & Silverton Narrow Gauge Railroad Voted one of the "Top Ten Most Exciting Train Journeys in the World" by the Society of American Travel Writers. This amazing train winds through spectacular & breathtaking canyons in the remote

wilderness of the two-million acre San Juan National Forest for an unforgettable adventure. Dinner tonight is at the famous Palace restaurant in Durango. Breakfast and Dinner Included

Day Five – August 24, 2011 Durango: Hampton Inn Today is for Durango. From local history and railroad museums of historic downtown Durango to the ancient cliff dwellings of Mesa Verde National Park, Durango is truly where the old west survived, and where the new west thrives. Dinner tonight is at the “Starter”. Breakfast and Dinner Included

Day Six – August 25, 2011 Alamosa, Co: Inn of the Rio Grande

Today's adventure includes lunch on the mountain as we chug along America's highest and longest narrow gauge railroad, the Cumbres & Toltec. The scenic journey unfolds as soon as the train, pulled by its powerful locomotive, leaves the Chama, New Mexico station. In just moments, the gradual climb into the mountains begins and another day of memories is born.

Breakfast and Lunch Included

Day Seven – August 26, 2011 Colorado springs. Two night stay at the Cliff House

Today we visit the stunning Garden of the Gods, a 1300 acre park where flora and fauna reflect the rich diversity of the terrain, and red sandstone formations tell a unique geological story. This afternoon we check into the “Cliff House”, a “Four Diamonds” Historic Country Inn at the base of Pikes Peak. This quality Inn, Travel + Leisure Magazine ranked #80 on the Top 100 list of Worldwide places to stay. The afternoon is yours to enjoy and also shop in Manitou Springs. Breakfast and Dinner Included

Day Eight – August 27, 2011 Colorado Springs. Cliff House "Ride to the Clouds!" aboard the Pikes Peak Cog Railway, the highest cog railroad in the U.S. which stretches nine miles long as it vertically climbs to almost 8,000 feet. Next, we travel aboard our motor coach to the U.S. Air Force Academy and its famous Cadet Chapel (when available). This evening we assemble for a farewell dinner at an old fashioned railroad depot, sharing memories of this unforgettable journey of Colorado. Breakfast and Dinner Included

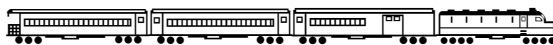
Day Nine – August 28, 2011 Transfers to the airport and enjoy your trip home! (Breakfast Included)

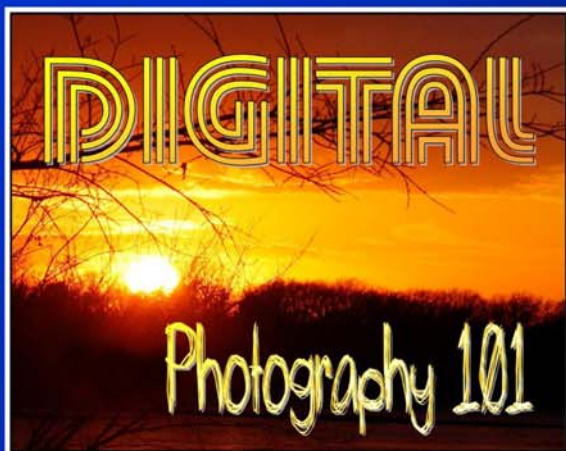
PP Single - \$2450 (Plus air)

PP Double - \$1950 (Plus air)

To sign up for Trains & Parks of Colorado, or for more information, contact Warther Tours & Travel (330) 343-7513, or mark@warthers.com

331 Karl Avenue, Dover, Ohio 44622





SPECIAL INTEREST GROUP:
Would you like to learn more about digital photography? Join Crossroads' Digital Photography class and meet others with the same interest.



Ron Morse, a seasoned and published photographer, will give you pointers on understanding your digital camera and taking photos.


This class will be offered on four consecutive
Monday evenings from 7:00-9:00 p.m.

Class dates are:
March 28, April 4, April 11, and April 18, 2011.

The class is **FREE** but you must **PREREGISTER.**

For more information, and/or an electronic brochure please contact
Ron Morse, MMR at

913-894-6472
ronmorsemmr@gmail.com



WWW.NGRC2011.COM



Come join us for some good ole' midwest hospitality

- * Over 30 tours in the Kansas City area plus pre and post convention tours all over the midwest including St Louis, Mo.
- * Over 40 Hours of clinics.
- * Fruit and Chocolate Social
- * A Huge Exhibition Hall
- * Module Layouts from all over
- * and of course
World Famous Kansas City Bar-B-Q

June 21- 26, 2011

Make it a vacation....

Union Station
Agricultural Hall of Fame
Worlds of Fun Theme Park/ Oceans of Fun Theme Park
Schlitterbahn Vacation Village
Mahaffie Stage Coach Stop and Farm
Major League Baseball
Country Club Plaza
18th & Vine Historic District
Historic River City Market
Historic Westport District
Great Wolf Lodge
Hallmark Visitor's Center & Kaleidoscope

Wonderscope Children's Museum
Arabian Steamboat Museum
Liberty Memorial
National World War I Museum
Harry S Truman Library and Museum
Nelson-Atkins Museum of Art
Airline History Museum
American Jazz Museum
Harry S Truman Farm Home
Thomas Hart Benton Home
Missouri Town 1855
Kemper Museum of Contemporary Art
Kansas City Museum

On-line at

Now taking Registrations

By Phone

WWW.NGRC2011.COM

913-648-6566

The Kansas City Garden Railway Society

is proud to be a part of the 27th annual National Garden Railroad Convention.

Kansas City is rich in railroad heritage from its very beginning; and it is fitting that we host our first ever convention in the region.

Our convention will be held in Overland Park, KS,
a suburb 20 miles southwest of downtown Kansas City.

The convention site is the spacious

Overland Park International Trade Center at 115th and Metcalf.



We will have one of the biggest exhibition halls at any NGRC With over 70,000 sq. ft. available for vendor, manufacturers and special events.

We invite you to come and join the fun at the 27th annual

National Garden Railroad Convention on
June 21st-27th 2011 in the heart of America.

Contact: Dave Roberts
gscaleisfun@hotmail.com





Turkey Creek Division Meet

August 6, 2011

Lenexa Community Center

13420 Oak, Lenexa, KS (Pflumm & Santa Fe Drive)

Show Times 8:00 to 3:00

Layout Tours 3:30 to 9:00

Free Parking!

Clinics Start at 9:00 – a full slate of clinics covering many aspects of the hobby.

Model & Photo Contests – by NMRA judging and popular vote. Each model you entered into the contest will give you a chance in the Special Drawing to receive a \$50.00 gift voucher, up to a maximum of 5 chances.
Special Youth Award for the best overall youth model entry.

Door Prizes – From lots of different manufacturers and local hobby shops

Display Layout and Layout Tours – In addition to the display layout at the meet, several local modelers will be opening their homes to layout tours in the afternoon and evening. Layout tour maps will be available at the show to paid registrants.

Swap Tables and Railroad Groups – Expect to find more than 90 tables from area dealers, local hobbyists and other railroad groups. Two registrations with each vendor table rental. Additional registrations: \$4.50 each. Table rental: \$16.50 each if paid for by January 31, 2011, after that date \$22.00 each. (All rates include Sales Tax)

Vendor set up Friday August 5th 5pm to 9pm

For information on tables and special requests contact Robert Jefferis at jeffbobi@everestkc.net or 913-631-4441

Food and Refreshments – Scout Troop 92 will have food and refreshments available during the show.

Turkey Creek 2011 Division Meet Registration Form

Advance Registration: \$4.50 by July 10, 2011 - *Additional door prizes will be set aside for advance registrants*

Full Registration at the door: \$7.00 (\$6.00 NMRA member)

Children under 12 free with paid registration (All rates include sales tax)

Name: _____

Address: _____

City: _____ State: _____ Zip: _____ Telephone: _____

E-Mail Address: _____

Table Rental \$16.50 per table by January 31, 2011 No. of Tables: _____ Total amount \$ _____

Table Rental \$22.00 per table after January 31, 2011 No. of Tables _____ Total amount \$ _____

Total Encl. \$ _____ Check # _____


More Registrations: _____

Make checks payable to "Turkey Creek Division"

Mail to: Turkey Creek Show, C/O Larry Diehl, 11229 Nall, Suite 140, Leawood, Kansas 66211

For more information contact: Louis Seibel, L-seibel@comcast.net, 913-927-6850 or 913-393-3495

Mark your calendars! Turkey Creek Division Meet will be August 11, 2012 – that's the second Saturday.



Scratch Building Railroad Cars

Basic Construction

By Brad Morneau

I should start this article with a small disclaimer; I am NOT an expert in scratch-building railroad cars but a novice who is learning as a part of earning his AP certificate. The techniques I've learned have been a direct result of working with Paul Richardson and other MMR's (*Master Model Railroaders*). Paul believes that working sessions outside of our normal division meetings help to encourage people to participate in the NMRA AP program and takes some of the mystery away.

I recently did this as a clinic for the February Turkey Creek Division meeting and it was well received. The clinic is aimed at creating the basic frame and under-body required for a number of different types of railroad cars.

To begin we will need a few basic materials and some special parts relatively easy to obtain from your local hobby shop or online store.

Styrene sheet - .040 and .020

Styrene strips - .080 x .125 and .080 x .100

Styrene round rod - .010 and .020

Brass rod - .020

Grandt Line Westinghouse Brake set #5040

Kadee angle cocks, air hoses, couplers and trucks (optional)

Athearn mounting screws. 2-56 x 1/4" #99002

In addition to the supplies listed above, a number of tools are required as well:

Scale Ruler (I use a HO/O scale ruler.)

Knife: X-Acto #11

Hobby saw and miter box.

Pin vise and small drill bit set.

2-56 Drill bit and tap set

Pounce wheels for making rivets

Etching tool for making single rivets Embossing tools for dry transfers.

Plastruct or other plastic bonding agents. CA for differing material bonding.

Frame Assembly

The first step in our cars construction is to build a basic frame. The frame consists of a piece of .040 styrene sheet 40' x 8' (to scale). Two .080 x .125 strips are cut to 8' lengths and glued to the ends of the styrene sheet. Two more pieces of .080 x .125 are cut to approx. 41' in length to cover the sides and the strip ends. These parts are glued flush with the styrene sheet. See fig. 1




Fig. 1



Glue these parts together using styrene weld, brush the cement on the seams while holding the pieces together. The finished base should look like Fig. 2




Fig. 2

Next, we position a brake line made from .020 brass in the base. The brake-line is created and positioned by measuring 3' in from each side and 11' from one end and 25' from the other. (See fig. 3) Once we have the brake-line positioned we can start cutting the initial bolster pieces. These are placed at 5' from the end of the car and are notched for the brake-line. When glued in they will also hold the brake-line in place. (See fig. 4)




Fig. 3



Fig. 4

Note the notch cut in the bolster on the right. This will provide a channel for the hand-brake line to pass through. The next step is to fashion two more pieces to serve as the bolsters. They are cut to a slant 1 1/2' from the center of the bolster. (See fig. 5)

Next, the center beam assembly is cut. It consists of three .080 x .125 styrene strips cut to fit between the two bolsters. They are glued together using styrene weld.

After the glue has dried, a channel is cut at approx. 45 degrees for the brake-line and glued in place. (See fig. 6)

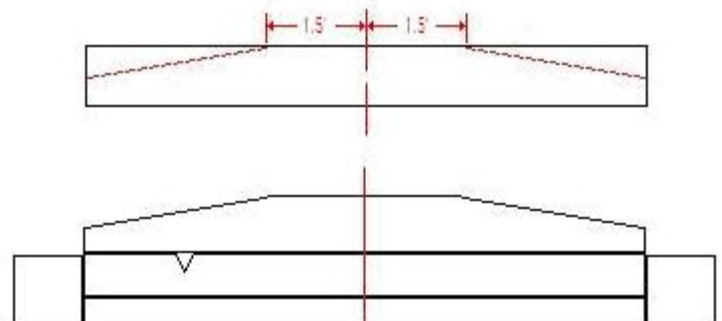


Fig. 5






Fig. 6

The next step is to cut two more long frames and the corresponding cross-members to complete the frame. The cross-members were cut from .080 x .100 styrene strip. I notched each cross-member in three places to fit the center beam and outside frames. I then glued these in place using CA. (See fig. 7)




Fig. 7

With the frames glued in place, we continue by drilling and tapping a “2-56” hole in each bolster for the truck mounting screws. Then the coupler pockets are mounted in place. I also use .020 styrene shims under the coupler pockets and on the bolsters to allow the Kadee wheel trucks to swivel. (See fig. 8)

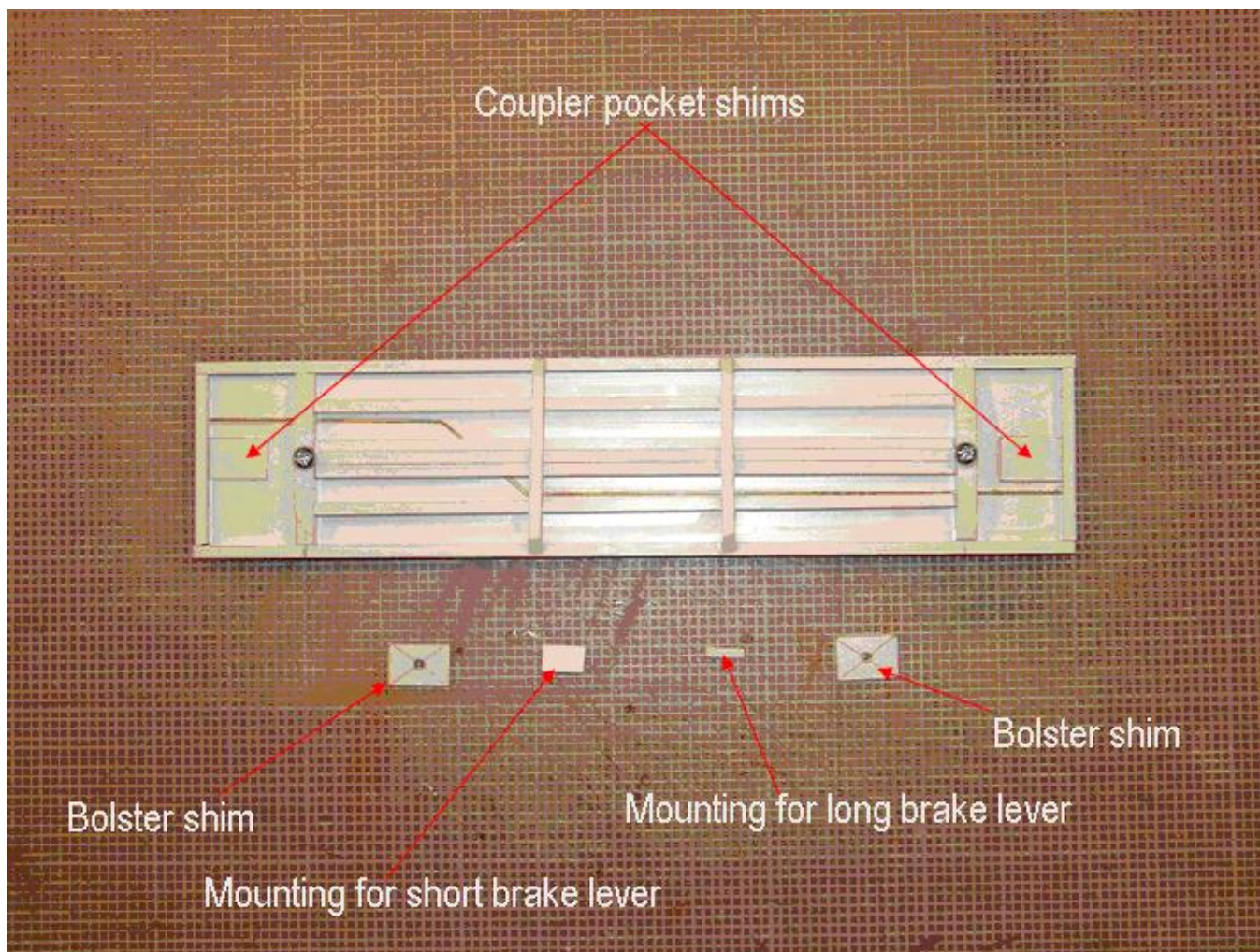


Fig. 8

Now we can begin adding the brake-set. I used Grandt-Line Westinghouse brakes (part no. 5040) Other brake kits are available through various manufacturers. The first step was to glue the reservoir/cylinder to the frame. I then cut a piece of .020 brass wire for the air line and glued it from the reservoir to the brake-line. I then glued the short and long brake levers into place. (See fig. 9)

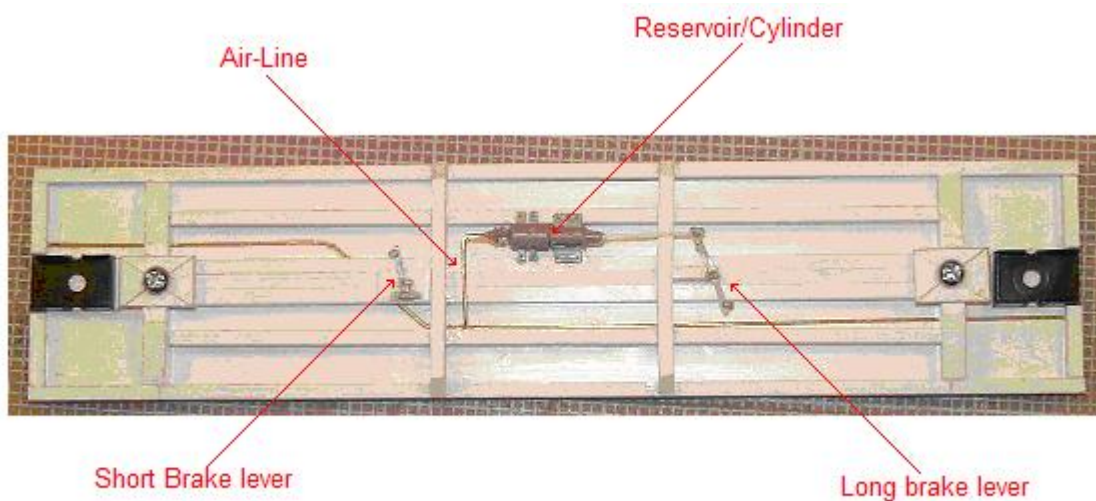


Fig. 9

After the glue dried, the next step was to glue in the brake cables. This was done one end at a time allowing the glue to dry before cutting and gluing the opposite ends. (See fig. 10)



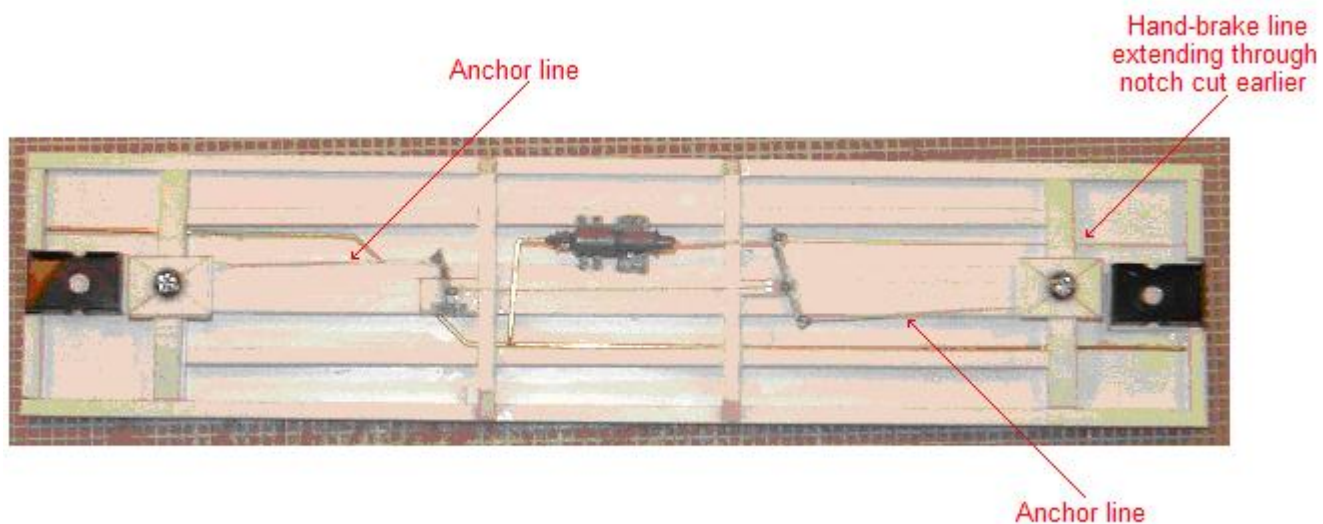


Fig. 10

The last step is optional depending on the type of “deck” and car you are planning on building. I used balsa strips to complete a wood deck on this car. The strips were cut longer than the width of the car. I laid the balsa strips out side by side using a ruler, I then applied CA to the whole top, then set the frame down on the balsa strips. After the glue dried, I trimmed the excess strips away. (See fig. 11)




Fig. 11

The final result is a car frame that can now be used to build a number of different cars. To build a flat car, add low profile sides and stake-pockets. For a gondola, add low sides. Other cars may be built as well including box cars, regenerator cars, stock cars etc.





TURKEY CREEK DIVISION ANNUAL SHOW

August 6, 2011
8:30 a.m. to 3:00 p.m.

Chairman - Louis Seibel ... L-seibel@comcast.net

Registrations - Advance receipts, man table, and tickets - Open

Clinics Organizer - Jack Ferris

Contest Room Manager & Awards Presentation - Paul Richardson

Layout Tours Organizer & Manager - Open

Door Prize Scavenger - Larry Diehl

Public Relations and Advertising Manager - Jack Boren

Train Show Event Manager - Sell tables, organize table layout, collect money, get live layout group. - Bob Jefferis

Early show help - (need persons)

Food Organizer (Boy Scout Troop) - Bill Humenczuk

Custom HO Scale Frisco 42' Flat Car

Sold by Texas Western Model Railroad Club • Made by Red Caboose

- **Ready to Run cars** in four numbers (includes Kadee couplers, Accurail Bettendorf trucks, IRC metal wheelsets) – **\$28.95**
- **Kits** – **\$19.95** (less t/c)
- **Wooden Decks** (laser cut/detailed) – **\$4.50**

Order online:
shop.twmrc.org/
Or call: **682-587-2092**
SHIPPING AVAILABLE

MC•VISA•Discover•American Express•PayPal•Check




Texas Western Model Railroad Club

501(c)3 Not-for-Profit Organization

6807-A Anglin Drive • Fort Worth, TX 76140 • 682-587-2092

www.twmrc.org

info@twmrc.org



TURKEY CREEK DIVISION
4954 Marsh Avenue
Kansas City, MO 64129-2111



FIRST CLASS MAIL
ADDRESS SERVICE REQUESTED 4955

mcor-nmra.org/divisions/turkeycreek/

TURKEY CREEK DIVISION MEETING

Turkey Creek Division Meetings and Events for 2011

All meeting for this year will be held at

Johnson Country Northeast Offices

6000 Lamar, Mission, KS

Calendar of events for 2011

February 22 Meeting

March 22 Meeting

April 26 Meeting

May 24 Meeting

June 16-19 Mid-Continent Regional Convention Hosted by the

Cowboy Line Division in Norfolk, NE

June 21-26 National Large Scale Convention 2011 Overland Park, KS

June 28 Annual Model Contest

July 26 Meeting

August 6 Turkey Creek Division Train Show

Lenexa Community Center

August 23 Meeting

September 27 Meeting

October 25 Meeting

November 22 Meeting

December 13 Holiday Party (Second Tuesday)

