


# Turkey Creek Division



## Lightning Slinger

VOL 28 NO. 10

“For all gauges and all ages”

October 2014

MONTHLY PUBLICATION OF THE TURKEY CREEK DIVISION  
OF THE MID-CONTINENT REGION, NMRA

Turkey Creek Division  
Meeting October 28<sup>th</sup> 7pm

At

Shawnee Mission North  
High School

Clinic

Miles Hale MMR

**MAKING SCRATCH BUILDING EASY!**

Come to see the latest innovation in scratch building. A machine that makes it easy to lay out walls and cut door and window openings.

**A live demo will be done.**



Lightning Slinger October 2014



Hell-o Ray Here.

Sincerely,  
Ray Brown  
Superintendent  
Turkey Creek Division

## OFFICERS

### Superintendent

Raymond Brown  
HP: 913-787-7053  
[tstwildcats@hotmail.com](mailto:tstwildcats@hotmail.com)

### Paymaster

Robert M Spurgat  
HP: 816-233-0046  
[spurgat@ponyexpress.net](mailto:spurgat@ponyexpress.net)

### Clerk Steve McKee

HP: 913-780-9009  
[smckee@everestkc.net](mailto:smckee@everestkc.net)

### Division Director

Larry W Diehl  
HP: 913-441-1605  
C: 816-804-0152  
[ldiehl@aci-boland.com](mailto:ldiehl@aci-boland.com)

### Train Show Chairman 2014

Louis O Seibel  
HP: 913-393-3495  
C: 913-927-6850  
[L-seibel@comcast.net](mailto:L-seibel@comcast.net)

### Membership Chair

Louis O Seibel  
HP: 913-393-3495  
C: 913-927-6850  
[L-seibel@comcast.net](mailto:L-seibel@comcast.net)

### L S Editor

Ted Tschirhart  
HP: 816-861-3449  
[tedtschi@kc.rr.com](mailto:tedtschi@kc.rr.com)

**Lightning Slinger**  
[lightnings@kc.rr.com](mailto:lightnings@kc.rr.com)  
Mar LS Mar 15th

### AP Merit Awards & Achievement

Joe B. Robertson, MMR  
HP: 816-331-2773  
[piperva@aol.com](mailto:piperva@aol.com)

### Past Superintendent

Larry W Diehl  
HP: 913-441-1605  
C: 816-804-0152  
[ldiehl@aci-boland.com](mailto:ldiehl@aci-boland.com)

### Web Master

Richard Kennedy  
HP: 913-796-6830  
[Richiekennedy56@gmail.com](mailto:Richiekennedy56@gmail.com)

**Web**  
<http://www.tc-nmra.org>

Turkey Creek Division  
IS A 501(C) (3)  
ORGANIZATION



# Secretary's report from September 2014 meeting

Larry Diehl presided since our president Ray Brown was in the hospital. Our treasure was also on vacation but sent a message that 1 CD had been cashed and reinvested. Also it was made known that this is the 100<sup>th</sup> anniversary of the Kansas City Union Station along with information that the Great Train Expo is in need of volunteers. If you are interested contact Louis Sybel. We had a report from Larry Diehl about the Narrow Gauge show at the Overland Park Convention Center. The show was a success and everybody had a great time. There were a few problems here and there as there is with any show this size but overall I would call it a success and I've been to a number of these National Narrow Gauge Conventions. Turkey Creek was well represented with the table we had to display item members had made or had help making. There is talk they might start doing that at future conventions also for NMRA members. Turkey creek members took many of the awards for models they entered in the model contest. Some of the members that come to mind are Larry Diehl, Larry Patch, Pat Harriman, Ron Morris, Paul Richardson and Don Bronic. I'm sure there were more I wasn't able to find the name of but great job everybody, congrats.

Dave Jacobs has done 3 book review so far and is looking for volunteers to do more. Make a note that you can earn authorship points toward your MMR for doing book reviews that get printed in the lightning slinger. It also helps us keep our 501c rating.

Miles and Fran have put on several "Make & Take" clinics and are looking for somebody else to put on a few clinics like that. If interested contact Miles or Fran and they can tell you how to do it.

We also had some discussion on a members list being published with names and phone numbers of our members. Because of hipaa rules from the US Government we are not permitted to give out that info. Our officers do have the list but they can't share it. If you want to contact somebody tell Louis, Ray, or Larry who have the list who you want to contact and they can pass your info to that person for you.

Floyd Britten is looking operators who would like to operate his railroad, no experience needed. Floyd will be happy to show you what to do and how to do it. Contact Larry Diehl if you would like to be added to the list.

The clinics for the night were put on by Marty Vaughn who showed us what tools he uses to make his magic and then Larry Diehl put did one for Ray Brown since he couldn't make it. It was on how to make a water tank and he covered a lot of things he and Ray learned along the way that most of us would think of, including myself. Larry also gave a demonstration on weathering with Acrylics chalks but was having trouble with his camera man who kept taking a break besides having a few problems with the camera and lighting.

That's it for September, Steve McKee



## October 2014 Newsletter - Turkey Creek Division

Hello Everyone.

Our Superintendent, Ray Brown, has been under the weather with a good sized kidney stone, and with all our current healthcare regulations, it took them weeks to go through the "protocol" before they finally decided they could do invasive work. Poor Ray....hopefully he will be back to normal soon.

Congratulations to all those who won awards at the 34<sup>th</sup> National Narrow Gauge Convention held in Overland Park, September 3<sup>rd</sup> thru 6<sup>th</sup>, 2014. Turkey Creek .... you did a great job. I would like to thank our efforts as a group in the modeling challenge each June and our division meet contests each July has helped sharpen our skills. Don't stop now!

NMRA is coming to Kansas City in 2018, being led by Stephen Priest ... you can start now ... let's fill the contest room with Turkey Creek models ... and bring home the gold!!!

In Ray's absence, we had our Turkey Creek meeting last Tuesday and sported two clinics. One clinic by Marty Vaughn discussing tools and materials which can be bought at craft stores and achieve surprising results such as craft paints, crackle paints, mod podge and their unique glues. Remember "background scenery" need not be "contest quality detail" to achieve great results.



Larry Diehl substituted for Ray Brown and tried to explain his process and methods he is using to model 50,000 gallon water tanks on the DRGW near the turn of the century. Note, tapered tank sides complicated the construction. Ray calls the tank colors of the period "Princess Mineral Red" which Ray believes is replicated by two parts Floquil Box Car Red and one part Roof Brown. Ray plans to bring the finished model back for show-and-tell.





We had discussion again about operating sessions and reiterated Floyd Brittain's desire to get more people involved operating his layout and maybe others in the Northland area. Everyone thought the last meeting at Floyd's and Mike Porter's houses was very informative and enlightening. Several persons expressed the desire to participate:

Louis Seibel  
Richie Kennedy  
Tom Meserole  
Lee Kirchhoff

If there are others, please make it known to Ray Brown [tswildcats@hotmail.com](mailto:tswildcats@hotmail.com), or Larry Diehl [ldiehl066@gmail.com](mailto:ldiehl066@gmail.com), or Floyd Brittain [febxx@juno.com](mailto:febxx@juno.com).

Fran and Miles Hale announced they could no longer do the "Make & Take" clinics, but they will welcome and help any others that want to take it over ... any takers?

**Our next meeting is Tuesday, October 28, 2014 7:00 pm at Shawnee Mission North.**



Sincerely,

Larry W. Diehl  
Substitute Superintendent

Attendees Turkey Creek, September 23, 2014:

Dennis Owens	Fran Hale
Richie Kennedy	Louis Seibel
Larry Diehl	Lee Hoover
Charlie Stapleton	Andrew Luchen
Ken Jenkins	George Prock
Dave Jacobs	Norman Shriver
Steve McKee	Kathy Shriver
Tom Meserole	Doug DeBerg
Bob Jefferis	Jim Larson
Lee Kirchhoff	Shelly Levy
Gary Hankins	Larry Alfred
Miles Hale	



























# Turkey Creek Division



## Lightning Slinger

# Book Review

October 2014

### BOOK REVIEW: Basic Painting & Weathering for Model Railroaders

by Jeff Wilson, Kalmbach Publishing Co., Second Edition

Overall, I think the book is informative and detailed enough to help even the experienced modeler with info on paints, solvents, air brush pressures and cleanup, brushes and air brushes.

In paint discussions, it covers all the basics including the new True Color "acetone". It describes the difference between model paint and general purpose paint. A color wheel and a shading diagram helps understanding of complimentary colors and shade effects. A very good method of color record keeping is suggested.

A chapter is devoted to air brushes, paint prep, air supplies and cleanup. The detail is good for better understanding, of which familiarity always leads to better user results. A good chart addresses trouble shooting problems of which I learned a couple of things (that will help me in the future, and I use my air brush a lot).

Other chapters address multi-color painting, masking and good tips on applying decals.

Weathering is covered using paint, chalks and pen pastels. It discusses how and where to paint and weather buildings, RR cars, locomotives and figures. Good detail is provided regarding freight car lettering and markings to assist in understanding the correct locations for this information. The information is slanted to the modern eras. Basic weathering is discussed for both diesels and steam with good color suggestions.

All and all, I think the book has excellent information for someone starting to paint and weather, and it has good charts, tips and details that will benefit experienced modelers. It is a good source as we cannot always remember everything anymore. As with everything, There is no substitute for your personal experience. Try the techniques, you will improve as you work at it and the discussions in the book will have more relevance. A worthy book to own in your library.

Larry W. Diehl  
Turkey Creek Member



Lightning Slinger October 2014

## Stuff I Found in Craft Stores Marty Vaughn MMR

This is by no means a complete list, it is just some of the things I've found useful to my modeling. The three stores I frequent the most are Michaels, Jo-Anne's and Hobby Lobby. Why do I go to craft stores? One word: Coupons! You can get coupons in the Sunday paper or go on line and download to your cell phone or print them off. Not everything listed below can be found at all three stores, so you'll need to shop around.

### Tools:

**Needle Nose Pliers** (Jewelry Department)

**Flush cutting nippers** - These will flush cut code 100 rail and smaller just like the more expensive cutters. (Jewelry Department)

**Hot Glue Gun and Glue**-available for use with different temperature glue sticks.

**Hot Knife**-used for cutting foam

**Hobby knives and X-acto blades.** Try the Fiskars Soft Gripe, it uses X-acto blades, but has a triangular gripe that makes it easy to hold when cutting and scribing.

**Paint Brushes.** If you can't find what you want you're not in a craft store. I much prefer the natural hair brushes to nylon bristles as the hair brushes last much much longer.

**Tweezers.** They have all kinds.

**Punches.** Take a look at the paper punches, they are not just round circles any more. I use square and rectangle punches as the starter for making window openings in styrene walls. And if you need circles, get a leather punch with rotating wheel to get a variety of sizes. This is the source of the brims for all the "cowboy" figures I make.

**Clamps.** There are a variety of clamps, but check out the Doll House Clothes pins for some very small and cheap clamps to hold small parts together.

**Air Brush.** Most have a variety of airbrushes available.

### Paints and Inks:

**Acrylic Bush Paints:** My favorite is Ceramcote, but American, Apple Barrel and Accent are all good choices. I would avoid the "house brands" as they are usually too thin and Folk Art. I haven't had much success with the Martha Stewart brand either.

**Spray Paints:**

**Testors Dull Cote.** I use this on everything from building to figures to scenery and of course for hiding decals. I've tried other "flat" coats and mediums like Krylon and others but none work as well for me as Dull Cote.

**Krylon.** I do use Krylon sprays, just not the flats. Their Crystal Clear works well if you are making your own decals with blank decal paper.

**Liquitex Acrylic Spray Paint.** This is at Michaels. It is more expensive than other spray paints, but has a large variety of flat colors.

**Paint Pens.** There are a variety of these available. They have uses in touch up, but I don't use them that often.

**Inks:**

**India Ink.** If you use this for washes they have a large variety. It's not just black, but a variety of colors.

**Ink Pens.** I use a lot of pens in painting figures. I especially like the "jelly" ink pens (ball points) and Le Plume soft tip pens. Both of these have a thick pigment in the ink so that it stands out and both don't run when dry if you apply Dull Cote. These are in the Paper/Scrap book departments.

**Markers.** Prismacolor and Copic Sketch markers come with a thin point and a thick point on each marker. These work great for standing wood (just ask Pat Harriman!), but some will dissolve and run when sprayed with Dull Cote, so test them first.

### Chalks and Pencils:

**Chalks.** The craft stores don't carry the chalks that Larry Diehl uses in his chalk painting, but they do carry a variety of pastel chalks that can be turned to powder by rubbing on sandpaper and they make good weather "dust"

**Colored Pencils.** If you are trying to highlight a surface, try running a colored pencil on it. They provide a subtle color highlight.

**Tamiya Weathering Powder.** This is only available at Hobby Lobby. It is a set of weathering powders with applicator in the plastic models section.

### Glues:

**Epoxy.** Both 5 and 10 minute epoxy

**ACC/Super Glue.** There are several choices, I prefer Loctite Ultra Gel, no runs no drips, it stays where you put it.

**White Glues.** There is about any kind of Elmer's glue that you want

**Acrylic Glues.** These look like white glues, but they are closer to a gel and don't run like Elmers. Once they are dry they will not dissolve if you get them wet. You can actually use these glues to make window panes in window frame castings up to 1/4" panes easily. You can go a bit larger, but it takes more work. I have now started using this glue to make figures. These are thick enough you can actually "make" things out of it. I use it to make saddles on horses in N, HO and O scale. They work well when joining different materials (wood to metal or plastic) but retain a bit of flexibility unlike ACC glues. My favorite is Crafter's Pick The Ultimate and Aleene's Fast Grab Tacky Glue. Both Crafter's Pick and Aleene's make a variety of glues and all have different properties, so be careful when you buy it.

**Styrene Glue.** They even carry Testor's styrene glue. Hobby Lobby carries Tenax 7R applicators, but no Tenax glue so far.





## Surface Preps and Water:

This is a category that lumps a number of things:

**Water.** The best material I've found to make model water is Gloss Gel. This is a thick gel that comes out white, goes where you put it (no leaks or creeping up the stream bank) and it dries crystal clear. If crystal clear isn't the water you're modeling, you can tint it with acrylic paint to any color. Golden and Liquitex brands are equally good. (There are a variety of Gels, both gloss and flat and they come with a variety of things mixed in with the gel - sand, strips, etc. The one with sand makes a pretty good stucco in HO and O scale.

**Cracked and Weathered Paint.** If you want to model old peeling paint on a building try Weathered Wood or Crackle. Follow the directions and you'll get a cracked paint effect that looks pretty good.

**Gesso.** This is the prep material artists use on canvas, but it works well on other things. If you're using the Bragdon Molds this is what he uses on his castings before painting. You can also use it on plaster if you screwed up the color to badly, just cover it with this and start over. I also use it as a primer on soft flexible figures as it does not flake off.

## Floral Material:

There are all kinds of glycol pickled floral material at these stores. Baby Breath is similar to the "Super Trees" material and a useful trunk and branch armature. You can make bigger trees by wrapping a group of stems with thread dipped in acrylic or white glue, paint it with Gesso and then spray paint gray and add foliage. If you are an O scaler check out the Plumosa for pine trees.

## Other Materials:

**Chains.** if you need model chains in HO and O scale try the jewelry departments. There are a variety of chain styles and link sizes. Haven't found any small enough for N scale yet but there several in the larger scales.

**Power Lines.** Also in the jewelry department they sell a stretchy line cord for making bracelets that is gray in color but easily colored with a Le Plume pen or Prismacolor marker.

**Wood.** They carry a variety of basswood and balsa wood strips, sheets and shapes. Jo Anne's has a line of small short wood dowels and rectangles that make good N scale lumber loads or logs for scratch building log cabins.

**Floral Wire.** I use this to make armatures for figures. it comes in both 14" -18" lengths, but also in a "paddle". It also comes in several gauges from 30 gauge to 20 gauge. If you are making big bottle brush trees you can cut the lengths to want with the paddle wire. The jewelry department also has a variety of brass wire.

**Bottle Brush Trees.** About the time the Christmas decorations go up they come out with bags of bottle brush trees. These range in price from \$1 and up depending on size and quantity. There are trees that will work in N to O. The smaller ones usually come on a wood base and are flocked, but the base twists right off and you're going to want to rough up the trees a bit (the shape is too perfect) and when you do the flocking comes right off. If you miss some just hit it with a touch of paint.

**Containers.** There are all kinds of containers, from plastic photo boxes, plastic shoeboxes and up. I particularly like the scrapbook paper storage boxes. My favorite are the ones that are 12"x12"x4". I use these to store figures stuck in a foam sheet until I know what I'm going to do with them. There are also great for storing sheet wood and plastic and strip wood and plastic. They also stack pretty well to at least 3-4 high.

**Foam Core.** It is available in black and white (and sometimes other colors) in both 1/4" and 1/2" thickness. I use the 1/2" for a variety of things, from paint flats that I stick parts and figures in to spray prime to the base for buildings until I have a layout to put them on.

**Decal Paper.** Hobby Lobby has this in the model department. It is Testor's brand and it works pretty well, but sometimes the decals have to soak in water for a LONG time to separate from the paper backing. You can use an ink jet printer to make the decals, but you are going to need Krylon Crystal Clear to spray them on top and edges after you cut them out. You can't print white letters, but you can make a black or colored background using the highlight color and make the letters clear.

**Casting Resin.** Hobby Lobby carries Alumilite casting resins and mold material. I would recommend getting the batch number and checking the Alumilite website for the date the batch was made before buying. Sometime there isn't much turn over at the store with this material.

**Woodland Scenics.** Yes, you can even find Woodland Scenics readymade trees and some of the ground foam in Hobby Lobby and Michaels.

**Brick Sheets.** Hobby Lobby also has some embossed styrene sheets that include some brick and stone sheets and an O scale diamond tread.

**Cutters and Ott Lights.** I won't steal Mile's Hales thunder, but the cutter he is going to demonstrate at the next meeting can be purchased in a craft store. And if you're into photography and taking pictures of your models or layout an Ott light provides an excellent natural light. Yes, they are expensive, but see paragraph one above.

I'm sure there are more I don't recall right now, but as you can see it's definitely worth taking the time to check out what they have...just don't forget to take your coupon!



## SWITCH LIST OCTOBER 2014

\*new since last issue

The Switch List contains all known Mid-Continent Region, NMRA, train shows and Division meetings. It also lists all known club shows and swap meets in the Mid-Continent Region (IA, IL, MO, AR, NE, KS, and OK). To list your event information please

Email: [l-seibel@comcast.net](mailto:l-seibel@comcast.net), or Mail Information: Louis Seibel, 1069 N Logan, Olathe, KS 66061. To subscribe, or unsubscribe, to The Switch List send an email to the above link. Look for us on the MCoR web site: [www.mcor-nmra.org](http://www.mcor-nmra.org). **Please put me in your newsletter.**

### DIVISION MEETINGS

**COWBOY LINE DIVISION (NORFOLK, NE)** meets 3<sup>rd</sup> Thursday each month, 7:00 P.M. at HyVee East upstairs meeting room. Corner of 1<sup>st</sup> Street and Norfolk, Ave. Info: James B Van Dekden, Div. Dir. 402 833-5531 or [genjvan@msm.com](mailto:genjvan@msm.com) for more information.

**Eastern Iowa Division:** Fall EID Meeting for Saturday, October 25, 2014 at the Bertram Hall in Bertram, Iowa. The morning will be the EID Meeting followed by a "Hands on Clinic" by Murray Bouschlicher on weathering freight car trucks. Please feel free to bring your own freight car trucks if you would like for the clinic. Lunch will be provided by Big Wheel Pizza so you will not have to leave to go and get something for lunch. Lunch will be \$5.00 per person. Bottled water and pop will be on hand for the day. The afternoon will be a "Fall Bug Slap Reunion" to work on model railroading projects until 5:00 PM. Also, there is still time to submit photos for the EID 2015 Calendar. All photos need to be sent to me by October 31st. Right now I have five photos for the calendar. Tony Bowen MMR at: [railroadteacher@gmail.com](mailto:railroadteacher@gmail.com) for other division activities check out our website monthly at: <http://sites.google.com/site/easterniowadivision/> or the division's Facebook Page at: Eastern Iowa Division

**GATEWAY DIVISION (ST. LOUIS, MO)** meets 3<sup>rd</sup> Monday each month, 7:00 P.M. Odd numbered months: Trinity Lutheran Church, 14088 Clayton Road at Woods Mill Rd (Hwy 141), Ballwin, MO; Even numbered months: VFW Hall, O'Fallon, IL <http://www.gatewaynmra.org/division.htm>

**INDIAN NATIONS DIVISION** Unless otherwise specified, all Indian Nations NMRA meets are held at the new Hardesty Library, 8316 E. 93rd. St., just east of Memorial Rd. in Tulsa, OK. The library opens at 9:00 am and the meetings start at 9:30 am. Web page: [www.tulsanmra.org](http://www.tulsanmra.org) Superintendent - Dave Salamon (918)272-5512 or [drs\\_rr@yahoo.com](mailto:drs_rr@yahoo.com)

**KANSAS CENTRAL DIVISION** Meetings are at 1:00 pm. For the full schedule check the MCoR website or email: [boxcar75@wamego.net](mailto:boxcar75@wamego.net).

### **New Information**

**KATE SHELLEY DIVISION** meets the 4th Thursday of every month except Nov. which we meet the 3<sup>rd</sup>. Dec. we have no meetings. Business meeting starts at 6 PM and at 7 PM we have a get together, anything railroad goes. The Library is at 515 Douglas Ave. Contact KSD thru the NMRA web site.

**OK HEARTLAND DIVISION, NMRA** meets in the even months in the Oklahoma City area. All who are interested in

Model railroading are welcome. Info: [www.okcnmra.org](http://www.okcnmra.org)

**PLATTE VALLEY DIV. (HASTINGS, GRAND ISLAND, and KEARNEY, NE)** Meets quarterly in members' homes on a rotating basis or at sites of interest. New members are always welcome. Info: Todd L. Petersen, Div. Dir. 308-832-2200 or [todd@gtmc.net](mailto:todd@gtmc.net)

**TURKEY CREEK DIVISION, NMRA**, Meetings are held on the fourth Tuesday of the month at 7 pm at Shawnee Mission North High School. Check the Division Timetable at <http://www.tc-nmra.org/TC-Calendar.html> for current information. Info: Louis Seibel, 913-393-3495 or 913-927-6850 [L-seibel@comcast.net](mailto:L-seibel@comcast.net)

**WESTERN HERITAGE DIVISION (OMAHA, NE / COUNCIL BLUFFS, IA)** meets second Saturday (except June and December) at noon in the Sump Library at 2nd & Washington Streets in Papillion (across from Runza). Visit [www.whdnmra.info](http://www.whdnmra.info) for more info and a map. The new web site is found at <http://www.whd.mcor-nmra.org>

**WESTERN KANSAS DIVISION (GARDEN CITY, KS)** Meets every Tuesday evening from 6:30 P.M. to 9:00 P.M. at 4091/2 N. Main St. (second floor above "Stage" department store, rear entrance from parking lot) 6 layouts on display (1-O27, 2-HO, 3-N) Operating sessions available Info: Robert Simmons, Division Director 620-521-3591 cell or 620-272-0444 Home e-mail: [trainman55@hotmail.com](mailto:trainman55@hotmail.com)

## Monthly News in a Glance

### NRHS

**Friday, October 10** – Topeka Chapter, Ward-Meade Historic Site, Preston-Hale Room, 124 NE Fillmore, 7:00. Program: "E-8 Locomotives of the UP Railroad" by Jim Grimwood

**Friday, October 10** – Wichita Chapter, Great Plains Transportation Museum, 700 E. Douglas (enter from upper level), 7:00. Program: Kansas City Chapter exchange, "Railroad Inspection Cars from 1870s to 1940s" by Ed Conrad. Note: change of date this month only. Information: 316-263-0944

**Friday, October 24** – Kansas City Chapter, Union Station, Arthur Stillwell Room, 7:00. Information: Deek Deitrick, [adeitrick@swbell.net](mailto:adeitrick@swbell.net)

### MODEL RAILROAD CLUBS

**Thursday, October 2** – Wichita Model Railroad Club, 6<sup>th</sup> & School Sts, Augusta

**Thursday, October 2** – Manhattan Area Rail Joiners, Hy-Vee Supermarket, dining room, 601 3<sup>rd</sup> Pl., 7:00. Information: Robert Stewart, 785-8730

**Friday, October 3** – Topeka N-Track Associates, at members' homes, 7:00. Information: Bob Wright, 785-273-7835

**Saturday, October 11** – Kansas Pacific Model Railroad, Ellis Museum, 911 Washington, 10:00. Lunch at restaurant afterward. Information: Tom Robinson, [railway@gbta.net](mailto:railway@gbta.net)

**Tuesday, October 14** – Lawrence Model Railroad, 111 E. 1400 Rd, Lawrence. Information: Steve Meseraul, [print12345@aol.com](mailto:print12345@aol.com)

**Thursday, October 17** – Kansas City Narrow Gaugers, at





members' homes, 7:00. Information: Dean Windsor, [On3@worldnet.att.net](mailto:On3@worldnet.att.net)

**Monday, October 20** – Topeka Model Railroaders, Topeka/Shawnee Co. Public Library, 1515 SW 10<sup>th</sup>, 7:00. Information: Tony Fox, [tfox57@gmail.com](mailto:tfox57@gmail.com)

**Every Sunday** – Weekend N'engineers, 16624 W. 126<sup>th</sup> St., Olathe, 1:00. Information: Ken Clark, [hapheart@swbell.net](mailto:hapheart@swbell.net), or Mark Huff, 816-455-9779

**Every Sunday** – Kansas City Society of Model Engineers, Great Mall of the Plains, store 190, 20070 W. 151<sup>st</sup> St. 12:00 to 5:00. Information: Louis Seibel, [l-seibel@comcast.net](mailto:l-seibel@comcast.net)

**Every Sunday** – North East Kansas Model Railroaders, 12<sup>th</sup> scale, 1440 N. 6<sup>th</sup> St., Atchison, 12:00-4:00. Information: Otto Wick, 913-367-7536, or Steve Schaefer, 913-367-6202

**Every Monday** – Garden City Model Trains, 408 N. Main, back entrance, 6:30. Information: Robert Simmons, [trainman55@hotmail.com](mailto:trainman55@hotmail.com)

**Every Wednesday** – Kansas City Society of Model Engineers, 7:00-9:00

**Every Thursday** – North East Kansas Model Railroaders, HO gauge, 7:00. Information: Otto Wick, 913-367-7536, or Steve Schaefer, 913-367-6202

Information: John R. Dhooghe, [JRDhooghe@aol.com](mailto:JRDhooghe@aol.com)

**Every Saturday** – Mid Kansas Model Railroader, 1130 E.

Kansas, McPherson. Information: John Snell, [JSnell@cox.net](mailto:JSnell@cox.net)

**Every Saturday** – North East Kansas Model Railroaders, 12<sup>th</sup> scale

**Every Saturday** – Kansas City Society of Model Engineers, 12:00-5:00

**First Sunday** of the month at 3:00 P.M. at the Heartland N-Trak Clubhouse in Liberty, MO. They can contact me at [nscale05@gmail.com](mailto:nscale05@gmail.com) for more details

**First and Third Sunday** - Cherry Valley Model Railroad Club, Leatherock Hotel Center, 420 North Depot Street, Cherryvale, KS 1:00 PM. Information contact John Dhooghe, [john@cvmrc.com](mailto:john@cvmrc.com)

## **DIVISIONS**

**Saturday, October 4** – Kansas Central, at members' homes, 1:00. Information: [boxcar75@wamego.net](mailto:boxcar75@wamego.net)

**Tuesday, October 7** – Platte Valley, at members' homes. Information: John O'Neill, [jponeill@computer-concepts.com](mailto:jponeill@computer-concepts.com)

**Sunday, October 19** – Heartland N-Trak of Greater Kansas City, at members' homes. Information: Dick Cooper, [nscale@kc.rr.com](mailto:nscale@kc.rr.com)

**Tuesday, October 28** --Turkey Creek, Shawnee Mission High School, cafeteria, Johnson Dr. & Metcalf, 7:00. Information: Louis Seibel, [l-seibel@comcast.net](mailto:l-seibel@comcast.net)

**Every Monday** – Western Kansas, 409½ N. Main, Garden City, 6:30-9:00. Information: Robert Simmons, [trainman55@hotmail.com](mailto:trainman55@hotmail.com)

**Every Wednesday** – Greater Kansas City Model Railroad Club, 6060 NW Waukomis Dr., Kansas City, MO, 7:00. Information: J. D. Spicher, [jdspicher@aol.com](mailto:jdspicher@aol.com), or W. L. Ohnrell, [wohrnell@sbcglobal.net](mailto:wohrnell@sbcglobal.net)

**Every Saturday** – Boothill Model Railroad, 1:00. Information: Robert Simmons, [trainman55@hotmail.com](mailto:trainman55@hotmail.com)

## **GARDEN RAILROADS**

**Saturday, September 20** – Wichita Area Garden Railway Society, at members' layouts. Information: Claudia Rollstin, [claudia@gardenrailwaygizmos.com](mailto:claudia@gardenrailwaygizmos.com)

**Thursday, September 25** – Tulsa Garden Railroad Club

**Sunday, September 28** – Northeast Kansas

## **HISTORICAL CLUBS**

**Saturday, October 19** – Wichita Area Garden Railway Society, at members' layouts. Information: Claudia Rollstin, [Claudia@gardenrailwaygizmos.com](mailto:Claudia@gardenrailwaygizmos.com)

**Sunday, October 26** – Northeast Kansas, at members' layouts. Information: J. Merritt, [jmerritt@jccc.net](mailto:jmerritt@jccc.net)

**Thursday, October 30** – Tulsa Garden Railroad Club, Freewill Baptist Church, 1190 N. Mingo Rd, Tulsa, OK, 7:00. Information: [info@tulsarailroadclub.org](mailto:info@tulsarailroadclub.org)

## **SHOWS and CONVENTIONS**

**Sunday October 5th 2014** Washington Iowa Train Show and Swap Meet 9am to 3pm KC Hall, Washington, Iowa. Admission- \$5.00 -Adults, \$1.00 - Children 10 to 16, All scales, New and Used equipment, Train Club open at 2 pm. Contact- Mike Worley 319-653-3782 Or [meworley@iowatelecom.net](mailto:meworley@iowatelecom.net)

**Thursday-Sunday, October 9-12** – MPHS/Frisco Convention, Holiday Inn, Joplin, MO, 3615 S. Rangeline Rd (for room reservation, call 417-782-1000). Tour of railroad sites, swap meet, model displays, door prizes, vendors, and speakers. Friday night dinner at MP depot; Saturday evening buffet at Motel. Information: [www.mpac.org](http://www.mpac.org)

**Saturday, October 11** – Topeka Model Rail Roaders Swap Meet, Crestview United Methodist Church, 2245 SW Evening side Dr., Topeka. Free admission. No vendors – just bring along something you no longer need and would trade or sell. ½ table \$2.00, full table \$5.00. Information: Tony Fox, [tfox57@gmail.com](mailto:tfox57@gmail.com), or Terry Posten, 785-235-8887

**Saturday October 11<sup>th</sup>** Cowboy Line Division Fall Division Meet, Location First Choice Catering and Party Rental, 1110 S. 9<sup>th</sup> Street Norfolk, NE, Check out the NMRA Cowboy Line Division

**Saturday-Sunday, October 18-19** – Western Kansas Train Show, Ellis Co. Fairgrounds, 1343 Fairgrounds Rd, Hays, Sat. 9:00-5:00, Sun. 11:00-4:00. Adults \$5.00, under 12 free. Information: Justin, 785-623-1519

## **New**

**October 25<sup>th</sup> 2014, ST. LOUIS AREA NARROW GAUGE MEET AT MANCHESTER UNITED METHODIST CHURCH, 129 WOODSMILL RD., MANCHESTER MO.SCHEDULE: 9:30 AM** Registration, Set up, Socializing, Cost: \$10.00 (Includes Lunch), SATURDAY, Bring a model for display, Reservations required by October 18<sup>th</sup> 2014!!! Lunches will not be sold at the door, Reservations (at \$10.00 each), Make checks payable to: John Kalin, Mail your check to: John Kalin, 5011 Barbagallo Dr., St. Louis, MO 63129, Remember the deadline is October 18<sup>th</sup> 2014.

**Nov. 1-2** – Mid-Continent Prototype Modelers Meet, Benton Community Center, Sat. 9:00-5:00, Sun. 10:00-3:00. Information: [mcpmmeet@hotmail.com](mailto:mcpmmeet@hotmail.com)

## **New**

**November 8th, 2014**, Central Missouri Chapter, Ozark Division, TCA, Columbia, MO, Toy Train Show & Swap Meet, Columbia Senior Center, 1121 Bus 70 East, Columbia, MO 65201 Operating layouts of various gauges New and old trains available for sale, Open to public 10 am - 3pm



Admission \$3 per person Children under 12 free  
Call Dick: 573-445-2446 Or Dennis: 636-745-9140  
**Saturday-Sunday, November 23-24** – Boot Hill Model Railroad Club Train Show, Expo Center, Dodge City, Sat. 10:00-6:00, Sun. 11-4. Information: Don Delzeit, [ddelzeit@dodgecity.net](mailto:ddelzeit@dodgecity.net)

### SPECIAL EVENTS

**Saturday, October 4** – Great Smoky Valley Shootout, Abilene & Smoky Valley Railroad grounds, Abilene. 7:00-8:00 breakfast at Hitchin' Post; 8:00-9:00 Registration, Greyhound Hall of Fame, 407 S. Buckeye, \$10.00 per person; 9:00-2:00 Slide Show Free-For-All; 10:00-4:00 Hourly runs of steam engine #3415, adults \$15.00, child under 12 \$7.50; 4:00-7:00 Free time; 7:00-8:30 Feature presentation: "Bookends, Bonnets & Blades" by Bob Finan, Los Angeles; 9:00-? Night photo session. Pre-registration or information: Bob Helling, [hell2@cox.net](mailto:hell2@cox.net), or Lance Garrels, [djesirl@yahoo.com](mailto:djesirl@yahoo.com); website: <http://avrr.org>

**Sunday, October 5** – Apple Festival, Ward-Meade Historic Site, 124 NW Fillmore Ave., Topeka, 10:00-5:00

### TRAIN RIDES

**Saturday, October 4** – Dalton Defenders Day, Coffeyville, 10:00, 12:00, 2:00. Tickets: The Defenders Inn, 104 W. 11<sup>th</sup>, 620-688-6900 or 620-688-6901; Coffeyville Chamber, 807 N. Walnut, 620-251-2550; American Family Insurance, 407 W. 11<sup>th</sup>, 620-251-3197

**Saturday, October 18** – Halloween Rides, Carona, 10:00, 1:00, 3:00. Load at depot

**Friday-Saturday, October 17-18** – Maple Leaf Weekend, Midland Railway, Baldwin City, hourly from 10:00 til 4:00, \$8.00. Information: [www.midlandrailway.org](http://www.midlandrailway.org)

**Friday-Saturday, October 17-18** – Night Trains of Terror, Midland Railway, Baldwin City, 6:30, 8:30, 10:30. Tickets: adult \$18.00, child 2-11 \$12.00. Information: [www.midlandrailway.org](http://www.midlandrailway.org)

**Saturday-Sunday, December 6-7, 13-14** – Santa Claus Express, 10:00, 1:00, 3:30. Tickets: adult \$16.00, child 1-11 \$10.00. Information: [www.midlandrailway.org](http://www.midlandrailway.org)

### SHOWS and CONVENTIONS

**October 5th 2014 Washington Iowa Train Show and Swap Meet** 9am to 3pm KC Hall, Washington, Iowa Admission- \$5.00 Adults, \$1.00 Children 10 to 16 all scales, New and Used equipment Train Club open at 2 pm. Contact Mike Worley 319-653-3782 [meworley@iowatelecom.net](mailto:meworley@iowatelecom.net)

**Thursday-Sunday, October 9-12** – MPHS/Frisco Convention, Holiday Inn, 3615 S. Rangeline Rd., Joplin, MO. Information: [www.mopac.org](http://www.mopac.org)

**October 11, 2014 The Cowboy Line Division, MCOR Region of the NMRA will be having a Division Meet.** The Division Meet will be held at First Choice Catering, 1109 S. 9th Street, Norfolk, NE. Registration will begin at 8 AM and with the Meet starting at 9:30 AM. Contact Division Meet Chair Craig Drenkow at [nascartrainman@gmail.com](mailto:nascartrainman@gmail.com) or by mail at 1306 Parkview Drive, Norfolk, NE 68701. **Saturday-Sunday, October 18-19** – Western Kansas Train Show, Ellis Co. Fairgrounds, Hays, Sat. 9:00-5:00, Sun. 11:00-4:00. Information: [custom-trains@hotmail.com](mailto:custom-trains@hotmail.com)

**October 17-18, Maple Leaf Weekend**, Midland Railway, Baldwin City, Kansas Hourly departures, 10:00 AM-4:00 PM \$8.00 all For more information check website [www.midlandrailway.org](http://www.midlandrailway.org)

**October 17-18 & 24-25 Night Trains of Terror (Halloween Train)** Midland Railway, Baldwin City, Kansas 6:30 PM, 8:30 PM and 10:30 PM Adults \$18; Children (2-11) \$12 For

more information Website [www.midlandrailway.org](http://www.midlandrailway.org)

**November 1-2 Illinois, Belleville** - The Gateway Division of NMRA's Mid-Continent Region is holding their 2014 Fall Model Train Meet in Belleville, Illinois on **Saturday-Sunday**, November 1 and 2, 2014. The location is the Oliver C. Joseph Chrysler Dodge Jeep Ram dealership, 3795 West State Route 15, Belleville, IL 62226. There will be clinics, swap tables, model contests, operating model train layouts, children's activities, a free locomotive test and tune-up station and tours of a 1927 Northern Pacific Empire Builder Railcar. There will also be free home model railroad layout tours available after the Meet closes. Admission to the 2014 Fall Model Train Meet is FREE. The meet's hours are 9 AM to 3 PM on Nov. 1st and 11 AM to 3 PM on Nov. 2<sup>nd</sup>.

**November 1, 2014** Kate Shelley Division will be having their "Twenty Third Annual Train Show" from 9 AM to 3:30 PM at United Community School between Ames and Boone, Iowa, on Highway 30. There will be model and photo contests, a silent auction, 90 plus tables of dealers/vendors, food and refreshments on site. Want a flyer? E-mail KSD's Superintendent at [railroad5714@msn.com](mailto:railroad5714@msn.com) with your name and address.

**November 1-2** – Mid-Continent Prototype Modelers Meet, Benton Comm. Center, Benton, Sat. 9:00-5:00, Sunday 10:00-3:00. Information: [mcpmmeet@hotmail.com](mailto:mcpmmeet@hotmail.com)

### New

**November 8, 2014** Cherryvale Hobby and Craft Show Cherryvale Community Center (former National Guard Armory) 712 South Liberty Street Cherryvale, KS 67335 9:00 am to 6:00 pm

Admission: General - \$6.00, ages 6-18 \$3.00, 5 and under FREE Get \$1.00 off with a canned food donation to the local food bank, \$1.00 off when you LIKE the Facebook page contact: Jim Hogben, 541-661-1920, [cherryvalehobbyandcraftshow@yahoo.com](mailto:cherryvalehobbyandcraftshow@yahoo.com)

### New

**November 22-23 2014** The Sioux Valley Model Engineers Society is again sponsoring its annual Trains at Christmas Swap Meet and Model Train Exposition. The event includes portable model train layouts from around the area and surrounding states. The displays include the small Z scale and the large O scale trains and all sizes in between. They also include Lionel and American Flyer exhibits. In addition, there will be a large number of vendors present with a variety of train items for sale. Also during the event, the club's permanent layout will be open for the viewing of more operating trains. Held at the Sioux Empire Fairgrounds in Sioux Falls. The show is 10-5 Saturday the 22nd of November and 10-4 on Sunday the 23rd. Admission is \$4 for adults-- children under 12 are free when accompanied by an adult. There are model train displays from around the mid-west as well as many vendor tables. For more information call 605-373-0222.

**November 23-24** – Boot Hill Model Railroad Club Train Show, Expo Center, Dodge City, Sat. 10:00-6:00, Sun. 11:00-4:00. Information: Don Delzeit, [ddelzeit@dodgecity.net](mailto:ddelzeit@dodgecity.net)

