


Lightning Slinger



Turkey Creek Division

VOL 31 NO. 10

MONTHLY PUBLICATION OF THE TURKEY CREEK DIVISION
OF THE MID-CONTINENT REGION, NMRA
“For all gauges and all ages”

October 2017

Turkey Creek Division

Meeting

October 24, 2017 at 7:00 pm
Lakeview Village 9000 Park St.
Lenexa, KS 66215

Clinic on the NMRA's Achievement Program
by Brad Morneau MMR

Larry Diehl will present a short clinic
on a topic to be revealed at the meeting

The meeting room location is in the
Eastside Terrace Building





From THE SUPER'S DESK...

Greetings to all Turkey Creek Division Members...

The September meeting included a clinic presentation by Mark Juett about his use of JMRI for layout operations. Mark is one of the area's foremost DCC experts and writes a monthly column about DCC issues in the NMRA Magazine. He discussed using JMRI to set up and generate traffic and car movements. Many thanks to Mark for this clinic. Unfortunately, I missed this meeting because of a trip to the East Coast. But, I want to thank Ray Brown for taking over the meeting in my absence. Having now missed two Turkey Creek meetings, I promise to make the remaining meetings this year.

The October meeting will feature a clinic on the NMRA's Achievement Program by Brad Morneau, and possibly Paul Richardson and Joe Robertson. These three members currently fill the AP Coordinator positions at the Region, National, and Division levels, respectively. It's a great opportunity to have this representation. I believe that they will discuss the program from the standpoint of how to work with requirement to make reaching Master Model Railroader less burdensome. In addition, Larry Diehl (ok, he claims it's Larry #1) will present a short clinic on a topic to be revealed at the meeting. Should be a great meeting...don't miss it!

The October meeting will also include the acceptance of nominations for TC officers for 2018. If you are interested in running for the office of Superintendent, Clerk, or Paymaster, please speak up at the meeting. Once the candidate slate is set, the election will then be held at the November meeting. The November meeting's program will include a presentation by Jim Duncan and Pat McCarthy on "The Big Creek & Southern – Operations Ready to Ride!" This live steam railroad is located on 13.5 acres in the southeast KC area. The railroad is fully signaled and ready for multi-train operation with dispatcher control. Jim and Pat will discuss their calendar for operating sessions on the railroad and invite all TC members to visit their railroad to join in on the fun. It is an amazing railroad (I have visited) and I am looking forward to this presentation on a segment of the hobby that we don't typically get to see. In addition, we will have a second clinic presented by Miles Hale, MMR on a topic to be determined. Another great meeting, don't miss this one.

I hope you all will continue to try to attend the monthly Turkey Creek Division meetings (we meet the 4th Tuesday of each month). These are great opportunities to meet and interact with other local modelers. It's a chance for all of us to learn new things and to pass on to others some of our new or different ideas and techniques. I know all will benefit.

Best to all... Larry

OFFICERS

Superintendent

Larry Alfred MMR

HP: 913-782-6584

captlalfred@gmail.com

Paymaster

Bill Humenczuk

HP: 913-338-4478

bhumenczuk@kc.rr.com

Clerk

Steve McKee

HP: 913-780-9009

smckee@everestkc.net

Division Director

John Fales

HP: 913-579-95411

jtf@kidzdentist.com

Membership Chair

Louis O Seibel

HP: 913-393-3495

C: 913-927-6850

L-seibel@comcast.net

AP Merit Awards & Achievement

Joe B. Robertson, MMR

HP: 816-331-2773

piperva@aol.com

Lightning Slinger

Editor

Ted Tschirhart

HP: 816-861-3449

tedtschi@gmail.com

Lightning Slinger

lightnings@gmail.com

Past Superintendent

Raymond Brown

HP: 913-787-7053

tstwildcats@hotmail.com

[m](http://www.tc-nmra.org)

Web Master

Richard Kennedy

HP: 913-796-6830

Richiekennedy56@gmail.com

Web

<http://www.tc-nmra.org>

Turkey Creek Division

Is a 501(C)(3)

ORGANIZATION



9/22/2017

Sept. Clerk Report

We had about 41 members at our meeting this month.

Mark Juett gave a great presentation on using JMRI for operations. He showed how to use JMRI to set up and generate traffic for car movements. This seems like a great system and I plan to check into this more myself.

Steve Priest came to the meeting with a lot of the crew that's putting on the NMRA convention next year here in Kansas City. I have volunteered to put my layout on tour. If you would like to have your on tour let them know. They also are looking for volunteers and Steve mentioned they have a lot of different time slots they can put you in to fit however much time you might want to help out with. You can earn volunteer points volunteering for this convention that can count toward your AP certificate for volunteer. You get more points when you volunteer for a national convention and this is how I got most of my points toward my AP certificate which I have now.

Don't forget the National NMRA convention will be here next year and it would be nice to see a lot of the model awards stay right here in Kansas City from this show. You guys still have 10 months to put something together so don't say you don't have time. It doesn't have to be scratch built. Just pick out a building you have or buy one you like, put it together and enter it in next year's contest. It seems like anymore the narrow gauge contest rooms look better then the NMRA contest rooms. Next year let's show the NMRA that Kansas City can put out great models.

I recently was able to pick up some beautiful large scratch built trees for my layout. These were made about 20 years ago and have been stored in a box that was closed in all but one side. It amazing how much dust can collect in that time. These were all made using Woodland Scenic's Foliage Clusters because they were large trees that are from 1 foot to about 3 feet tall. After getting them out of the box I blew them off with an air duster like you use to blow off your keyboard on your computer. This got most of the dust off but there was still a grey dust hint on them because the foam is sticky. I used something I read about years ago in a NMRA magazine. Lysol Disinfectant spray. You spray it on whatever you have that's dusty and the dust seems to disappear. It still there but somehow the Lysol covers it up so you don't see it. It works best on building but I normally use a brush and air duster for those. On those clumps from Woodland Scenic's you can't use a brush so the Lysol is the best solution for the foliage clusters. Dust seems to stick to the foam. So if you have some old dusty trees you want to renew for the convention next summer try this on a couple of your trees and see what you think. Steve



2017 SILVER RAILS MODEL TRAIN SHOW



ALL ABOARD!!! The Silver Rails Model Train show is ready to "Highball" into its 8th year. This year will bring the same good food for Breakfast and Lunch and also the return of our great vendors and friends. The show is located at the Silver Rails Event Center (204 East Moore Street) in downtown La Plata, MO.

Tables are \$15.00 each with discounted per table rates available for larger booths.

Show hours are from 9 am to 3 pm, Saturday, October 21st. The Depot Inn is our local hotel. The room rate is \$89.00. If you make reservations with them just let them know you want the "Trainshow" rate.

We are looking forward to seeing everyone again. Start saving now so you can buy more trains. Admission will be \$3.00. Children 8 and under will be free with adult. For more information please contact Bob Cox 660-287-1714.

The American Passenger Rail Heritage Foundation (APRHF) is a 501(c)(3) non-profit organization whose mission is to preserve and promote the role that passenger rail played in the





2018 NMRA National Convention Registration Form

PLEASE TYPE OR PRINT!

www.kc2018.org

Registrant Last Name:		NMRA #:	
First Name:	___ Dr. ___ Mr. ___ Mrs. ___ Ms. ___ MMR ___ HLM		
SIG Memberships (shown on badge): ___ LDSIG ___ OPSIG ___ PRO ___ RPM ___ N ___ S ___ G			
Complete Name As It Should Appear On Badge:		Area Code & Telephone #:	
Street Address:		City:	
State / Province:	ZIP:	Country:	
E-Mail Address:			
Name Of Companion:	___ Dr. ___ Mr. ___ Mrs. ___ Ms. ___ MMR ___ HLM		
Complete Companion Name As It Should Appear On Badge:		E-Mail Address:	
Names & Ages (As Of July 2018) Of Family Member(s):			
Special Considerations:			
<p><i>Note: Tours, meal functions, non-rail activities, and tickets for other events may be added to this 2018 NMRA National Convention pre-registration as the events are announced and promoted.</i></p>			

Convention Registration Fees

<i>Fees On or Before February 1, 2018</i>	<i>Fees After Feb. 1, 2018</i>	<i>Sub-Total</i>
Basic Registration (NMRA Member) ___ x \$140.00	Basic Rate ___ x \$160.00	\$
Companion (Non-rail) Registration Rate * ___ x \$55.00	Companion * ___ x \$65.00	\$
Youth (under 18 as of July 2018) ___ x \$32.00	Youth (under 18) ___ x \$32.00	\$
<p>* Must accompany a standard registration ** Family rate includes NMRA member, companion, and all children up to 18 years of age as of the national convention in July 2018</p>		<p>Total Submitted To: NMRA 2018 \$ _____</p>

Payment Of Fees

Checks / money orders payable to: **NMRA 2018**
(Please do not staple checks to registration forms!)

Mail to: **Joe Kasper**
16541 Marias Dr.
Olathe, KS 66062

Paying Via Credit Card, Complete Details Below Then Mail To NMRA:

___ AMEX ___ Discover ___ Mastercard ___ VISA	Security Code:	Exp. Date:
Full Name As It Appears On Card:	Card #:	



THINGS TO DO:

DOWNTOWN/KANSAS CITY

POWER & LIGHT DISTRICT

Amid the skyscrapers and fantastic Art Deco buildings, you'll find a vibrant, new energy in the heart of the city. Just two blocks from the Kansas City Convention Center and downtown hotels is the new eight-block Kansas City Power & Light District, which is filled with more than 50 restaurants, bars, and entertainment venues. Downtown is also a prime destination for the performing arts with the new Sprint Center arena, a concentration of historic theaters, and the \$413 million Kauffman Center for the Performing Arts.

COUNTRY CLUB PLAZA

No trip to Kansas City is complete without a visit to the Country Club Plaza. This 15-square-block outdoor shopping and entertainment district is filled with romantic Spanish architecture, European art, and dazzling fountains. Designed in 1922, the Plaza features boutiques and fashionable national stores as well as distinctive restaurants, outdoor cafes, and nightlife hotspots. Two nationally renowned art museums are located nearby: The Nelson-Atkins Museum of Art and the Kemper Museum of Contemporary Art.

CROWN CENTER/UNION STATION

This is a great area for family fun. Situated between Downtown and the Country Club Plaza, Hallmark Cards' Crown Center is an enclosed complex of more than 60 shops and restaurants, exhibits, live theater, and the Hallmark Visitors Center. New to the complex are LEGOLAND Discovery Center and SEALIFE — the city's first aquarium. Next door is Union Station — a renovated train station that houses a science center, theaters, restaurants, touring exhibits and Amtrak. Just to the south is the National World War I Museum at Liberty Memorial.

CROSSROADS ARTS DISTRICT/WESTSIDE

If you're looking for an eclectic gathering place, head to the Crossroads. Once-vacant buildings now house unique shops, restaurants, and a thriving art scene. First Fridays are a local favorite when more than 60 galleries and shops remain open late the first Friday of each month. The adjacent Westside neighborhood offers dining and entertainment, including some of the city's most popular Mexican and Latin American restaurants.

18TH & VINE HISTORIC JAZZ DISTRICT

There's no better place to learn about Kansas City's jazz legacy than in this neighborhood that was once the epicenter of the city's African-American community. The area features the American Jazz Museum and the Negro Leagues Baseball Museum in a combined complex. Hear live jazz at The Blue Room or the Mutual Musicians Foundation. To the north, the Grin' n' Kansas City Plaza at Twelfth Street and Vine pays tribute to the song that made the intersection famous.

RIVER MARKET

To experience a lively and unique neighborhood, head to the River Market. Situated just south of the Missouri River, the area features historic brick buildings, loft apartments, bars and restaurants, and one of the Midwest's largest farmers' markets—the 150-year-old City Market. The market is especially lively on weekends when more than 140 farmers bring their goods for sale. The Ambia Steamboat Museum, ethnic food stores, and antique shops are also in the area.

WESTPORT

Locals know Westport as a popular nightlife district. However, in the 1800s, Westport stood as a bustling outpost, offering the last taste of European civilization at the doorstep of the great West. Westport's 19th century charm remains with historic buildings, oldstyle laneways, and tree-lined boulevards. The area features fun and funky shops, diverse restaurants, and a variety of bars and nightclubs. Just to the west is 39th Street West, which offers an eclectic mix of ethnic restaurants and colorful shops.

RAILFANNING

Kansas City is the second largest railroad hub in the United States. Its yards and junctions are all within 15 minutes of each other, making railfanning in Kansas City a pure delight. The Kansas City Terminal hosts more than 300 trains a day, most of which can be seen at Santa Fe Junction located 5 minutes from the convention hotel.

MODEL RAILROADING

Kansas City has more than 60 functional model railroads. Many layouts are built for operation and are regularly opened by visitors from other cities.

NMRA NATIONAL CONVENTION KANSAS CITY 2018



WHEN:

Convention, August 5 – 12, 2018

TRANSPORTATION:

Amtrak
(MCI) Kansas City International Airport

HOTEL/CONVENTION CENTER:

Westin Crown Center
1 East Pershing Road
Kansas City, MO 64108
PH: 816-474-4400
www.westincrowncenterkansascity.com

TRAIN SHOW EXHIBIT HALL:

Battle Hall
301 West 13th Street
Kansas City, MO 64105
PH: 816-513-5000
<http://kcconvention.com>

2018 CONVENTION WEBSITE:
<http://kc2018.org>

KANSAS CITY 2018

2018 South Plac.indd: 1

8/20/18 4:30 PM

FLIGHT TIMES



DRIVE TIMES



2018 South Plac.indd: 2

8/20/18 4:30 PM

Factoids:

Kansas City is home to the the National WWI Museum which opened in 1926 and will be celebrating the 100th anniversary of the end of WWI during the convention. The museum is located across the street from the convention hotel.

With a total population of 2.1 million, Kansas City is the 29th largest metropolitan area in the U.S.

The Kansas City Barbecue Society reports that KC has more barbecue restaurants per capita than any other city in the nation.

Jazz has been a staple of the KC music scene since the 1920s. Legendary artists Count Basie, Bessie Monk, Jay McShann, Lester Young, and Charlie "Bin" Parker called Kansas City home during the golden age of swing and bebop. The "jam session" originated in Kansas City — musicians would gather after their gigs to play together into the wee hours of the morning.

In 1910, Joyce C. Hall began selling postcards out of a shoebox in K.C. Today, his company has grown to the world's largest greeting-cards maker, Hallmark Cards.

KC is home to the largest maker of boxed chocolates in the world. Based here since 1932, Russell Stover Candies still hand dips more than 25 million pieces of chocolate each year.

Walt Disney opened his first animation studio in Kansas City: Laugh-O-Grams Studios. He had a small mouse in the building, which he later said was his inspiration for Mickey Mouse.

Get Your Caboose





The Lawrence Model Railroad Club

The 17th Annual Train Show and Swap Meet



2018



February 10 (9am-4pm) & 11 (9am-3pm)

Admission: Adults **\$6.00** donation & Children 12 and under **free** with paid adult

Bring canned food donations and receive \$1 admission discount per person

Lawrence Model Railroad Club supports L.I.N.K. Inc. Food Pantry

Crown Toyota
3400 South Iowa St, Lawrence, KS

More information at www.lawrencemodelrailroadclub.org

Features: Layouts (HO scale and N scale), Model contest, vendor tables, silent auction, door prizes, concessions and more

Model Contest Categories Include: Diesel Locomotive, Steam Locomotive, Rolling Stock, and Structures. More info and entry forms can be found on the LMRC website and accepted the first day of the show



Operations & JMRI Car Forwarding

Most of us reading this are model railroaders. Some are great model builders. Others are much into research. There are rail-fans, photographers, electronic gurus and many specialists. There are a great many operating model railroads in the Kansas City area. It has been reported that over 30 participate in Prairie Rail, an organization of model railroad owners and operators that host others from outside the area every other year for an operations weekend.

I have participated and assisted other owners that host during this event. I hope someday soon my L&N Short Line (Louisville Cincinnati & Lexington subdivision) will be ready for this event. For about two years now we have held weekly work sessions and monthly operating sessions. We have been working and preparing the railroad, testing, operating, fixing the problems and doing it all over again. I have been interested in Operations for a long time. In the late 1970's Dr. Bruce Chubb had a book How TO Operate Your Model Railroad. I devoured it. However, living in a rural area of Kentucky with no operating model railroads nearby I never experienced operations. I moved to Kansas City in 1982 but a career and young family meant little railroad time.

My first experience in model railroad operations was at Floyd Britton's a few years ago. Mike Porter introduced us and I met Mike through a friend that was Mike's neighbor. I operated at Floyd's many times with many different groups. That is where I met Paul Evans, Charles Yaw, Dr. Robert Spurgat, Wes Rupe and Jack Rodkey who all became part

of my regular crew. Floyd was quick to host and share his Midland Valley RR. One thing I best remember about Floyd was his preface that it was about having fun, enjoying ourselves and learning as we went. Floyd once said, "I won't get mad at you if you don't toot the whistle just right." Over time I was invited to other model railroads in the area, Gary Hankins, Jim EuDaly, Robert Spurgat, Jack Rodkey, Bill Scheerer, Lon EuDaly and others.

Learning from others I have adopted or adapted some ideas that I thought were pretty good. Allow me to share with you some of what I have learned and some of what I have used. As soon as we had some working track and a couple of towns and a yard we started operating on the L&N. We have operated every month for over two years except last May. Scenery work, rock casting, closed the rails for a month.

I encourage you to consider getting your trains running, as soon as possible. You will likely have some problems. That is expected. Operating helps you find the problems and then you correct the problems. Each op session there is a list of items found that did not quite work as expected or designed. Get to work on that list as soon as you can after the session. Leaving problems to linger is an annoyance to your operators. After a few sessions of lingering problems they may not be anxious to come back.



Bad Order Form

Reporting Marks: _____

Number: _____

- ☐ Coupler ☐ Wheels
☐ Trucks ☐ Weight
☐ Broken or missing appliances
☐ Other describe _____

☐ A end ☐ B end

Forward to RIP track Latonia

Date: ____/____/____ Initial ____

6197 L&N	
Caboose, Bay Window	
DCC Address:	6197
Function	Effect
0	Flashing EOT
1	
2	Whistle
3	Short Whistle
4	
5	Uncoupling
6	Brakes
7	Coupling
8	Mute
9	Interior Light
10	Stove Flicker
11	
12	
To change Flashing End Of Train Device and link this caboose to your loco; see instructions on reverse side of this card.	

253 L&N	
RS-3	
DCC Address:	253
Function	Effect
0	Lights
1	Bell
2	Horn
3	Short Horn
4	
5	
6	Air Brake
7	Dim Headlight
8	Mute
9	Ground Lights
10	
11	Compressor
12	Fans+
Tonnage Rating	



[illegible]

All throttles have a lanyard to put around your neck and keep it from dropping to the floor. The throttle has a large paperclip to help hold some of the cards and instructions. In addition, an idea from Bill

The next step was to decide on a system to generate traffic and route the cars and trains. I had used the 4 cycle car cards and way-bills, check list where each car has several destinations in series and you check them off with a different color pen each session. Some use Switch It software, there are many other software programs out there. Many of them are no longer supported. I even considered writing my own software.

Louisville & Nashville Railroad

Manifest for train (240-241 Newport Local) Industrial Switching
Valid 5/17/1967 15:51



Scheduled work at Latonia, departure time 07:05

- [] Pick up L&N 253 RS3 from Caboose-Track
- [] Pick up CG 6335 Boxcar 40' Tuscan E from Yard
- [] Pick up IC 30130 Boxcar 40' Tuscan E from Yard
- [] Pick up SP 128543 Boxcar 40' Tuscan E from Yard
- [] Pick up FGCX 11432 ReefMech 50' Yellow E from Yard
- [] Pick up PRR 425500 Flatcar 40' Tuscan L from Yard
- [] Pick up B&O 465263 Boxcar 40' Tuscan E from Yard
- [] Pick up RTCX 237110 Tank Gas 50' Black E from Yard
- [] Pick up RI 1777 Gon 50' Tuscan L from Yard
- [] Pick up L&N 6197 Caboose 36' Red from Caboose-Track

Train departs Latonia Northbound with 9 cars, 477 feet, 475 tons

Scheduled work at Covington, departure time 11:05

- [] Set out CG 6335 Boxcar 40' Tuscan E to Andrews Steel #1
- [] Set out IC 30130 Boxcar 40' Tuscan E to Andrews Steel #1
- [] Set out SP 128543 Boxcar 40' Tuscan E to Andrews Steel #2
- [] Set out FGCX 11432 ReefMech 50' Yellow E to C&O Interchange #2

Train departs Covington Northbound with 5 cars, 291 feet, 371 tons

Scheduled work at Newport, departure time 13:40

- [] Pick up RI 33754 Boxcar 50' Tuscan E from Newport Mills #2
- [] Pick up GATX 5779 Tank Oil 28' Black E from PRR Interchange #2
- [] Pick up RI 300269 Boxcar A 50' Blue E from Freight House #1
- [] Pick up L&N 170325 HopCoal 40' Black L from Yard Track
- [] Pick up L&N 88081 Stock 40' Tuscan L from Yard Track
- [] Set out PRR 425500 Flatcar 40' Tuscan L to Freight House #2
- [] Set out B&O 465263 Boxcar 40' Tuscan E to Newport Mills #1
- [] Set out RTCX 237110 Tank Gas 50' Black E to PRR Interchange #1
- [] Set out RI 1777 Gon 50' Tuscan L to Yard Track

Train departs Newport Northbound with 6 cars, 323 feet, 381 tons

Scheduled work at Covington, departure time 14:40

- [] Pick up NYC 47062 Boxcar A 50' Green L from C&O Interchange #2
- [] Pick up GATX 52611 Tank Oil 50' Black L from C&O Interchange #2
- [] Pick up AR 910 Boxcar 40' Blue E from Andrews Steel #2
- [] Pick up L&N 151712 HopCoal 40' Tuscan E from C&O Interchange #1
- [] Pick up L&N 151789 HopCoal 40' Tuscan E from C&O Interchange #1
- [] Pick up L&N 153445 HopCoal 40' Tuscan E from C&O Interchange #1
- [] Pick up L&N 182138 HopCoal 40' Tuscan E from C&O Interchange #1
- [] Pick up L&N 182154 HopCoal 40' Tuscan E from C&O Interchange #1
- [] Set out RI 33754 Boxcar 50' Tuscan E to Andrews Steel #2
- [] Set out GATX 5779 Tank Oil 28' Black E to C&O Interchange #2

Train departs Covington Southbound with 12 cars, 609 feet, 637 tons

Scheduled work at Latonia, departure time 15:50

Lat GE
RIP

Lat Cragley
Lat RIP
Yard
Lat Yard - Del



 Edit Locomotive

Window Help

Road

L&N ▼ Edit

Road Number

2506 Clear

Model

U30B ▼ Edit

Type

Diesel ▼ Edit

☐ B Unit

Length

60 ▼ Edit

Location and Track

Worthville ▼ Coal Interchange ▼

Optional

Weight Tons

136

Horsepower

3000

Consist

25 ▼ Edit

color, type of car from common descriptions or AAR codes, weight, month and year built and the current location. There is even a field for notes on the car that can be anything you like. I use it to note the date put in service and any repairs and date of repair. If we see the car back soon with the same malady we know that our efforts were inadequate.

In a short time I have a pretty good list of cars and cabooses, so I started building information on my locations. That is the town and the names of each of the tracks. On prototype railroads everything has a name or label to be able to communicate to crews or track repair personnel. There are places to put in industry tracks, yards, interchanges and staging tracks. You also put in the track length either in scale feet or inches (with the inch marks) and the program will convert to scale feet if you have put in the scale you are modeling.

At this point you can decide what types of cars go to each location. Generally you want most if not all types of cars to be allowed in yards or staging. You probably want tank cars at the oil depot or refinery but not grain hoppers unless it is an ethanol plant. You can get pretty specific with car types and have many types of tank cars and only put the kerosene cars at the oil depot track #2, and no food grade cars there at all. You can even set it up to accept loads only or empties

At an operating session at Jack Rodkey's I noticed his switch list. It was different than anything I had seen before. After the session I asked Jack and he took time to explain the Operations portion of JMRI. I had been using Decoder Pro for quitesome time but never explored this aspect of JMRI.

When I returned home, I began looking at the software and it seemed simple enough to use. I decided to start putting car information in the database. I thought at worst I could have an exportable car database. The fields to input are not many and it is simple; railroad reporting marks from a pull down list (but you can add more), car number, length, car

only, or not accept cars from one road or another. Go slowly at this because too many restrictions quickly can mean nothing moves. Over time you can fineness things to have only loaded coal hoppers in staging track #7 and empty's in track #6.

Once you have your locations set up you can start to build routes. Routs are the backbone on which trains will be built later. You build the routs from the locations, put in the order they are along the tracks. In my case the routes start at DeCoursey and run south to Latonia, Bank Lick, Walton, Sparta then Worthville. That is as far as the tracks are laid now. We left out a few prototype towns because of space.



There is a branch from Latonia to Covington and Newport. That is a separate route.

The coal trains roll through so their routes are Worthville to DeCoursey northbound and DeCoursey to Worthville southbound. However, the Worthville turn local has all of the towns on their route and the requested number of moves (cars to pick up and set out). There is also a random factor that you can put into play. On the local we can allow 10%-50% random factor to be applied. E.G. at Bank Lick there is one industry, 84 Lumber. The rout calls for 4 cars to be exchanged. Applying a 50% random factor we could switch as many as 4 cars or as few as 2. For the unit coal trains we do not apply a random factor. Both empties and loads are the same number of cars each time northbound or south. It is usually preferred to set up a rout for each train to allow specific customization.

Our next step is to set up and build trains. That is the culmination of our work. As we set up trains we pair the train with a route previously set up. When setting up trains we can specify the motive power used, the number of units, which road they are from and the caboose to be used. The Newport local has been assigned an L&N RS-3. When I have enough track built down to HK Tower I can have a C&O passenger run through specifying the equipment to be used. On trains we specify the type of cars to have in the train. The loaded coal train has only HF coal hoppers that are loaded. Likewise the empty return train has only HF-C empties. The Fast Freight

Edit Locomotive

Window Help

Road

L&N

Edit

Road Number

2506

Clear

Model

U30B

Edit

Type

Diesel

Edit

☐ B Unit

Length

60

Edit

Location and Track

Worthville

Coal Interchange

Optional

Weight Tons

136

Horsepower

3000

Consist

25

Edit

LOUISVILLE & NASHVILLE RAILROAD COMPANY

CINCINNATI DIVISION

TIME TABLE No.

3

EFFECTIVE

SUNDAY, JUNE 11, 1967

AT 12:01 A.M., EASTERN STANDARD TIME

FOR THE GOVERNMENT AND INFORMATION
OF EMPLOYEES ONLY

D.D. STRECH,

Vice President - Operations

C.N. WIGGINS,

Ass't General Mgr.

A. JAMES, JR.

Ass't General Mgr.

S.P. STRICKLAND,

Chief Trans. Officer

J.M. JUETT

Superintendent

G.H. MOORE, JR.

Ass't Superintendent

R.G. ILL,

Ass't Superintendent
Cincinnati Terminals

The Standard Printing Company Inc., Louisville, Ky.



Edit Car Window Help

Road PRR Edit

Road Number 425500 Clear

Type FM Edit

☐ Passenger ☐ Caboose ☐ FRED ☐ Utility ☐ Hazardous

Length 40 Edit

Weight
 Ounces 3.42
 Tons 75 Calculate ☒ Auto

Location and Track Lexington #3 ☐ Auto

Optional
 Color Tuscan Edit

Load L Edit

Kernel Edit

Built 10-49

Owner Edit

Comment

Delete Add Car Save

Slide 11 of 29 Model railroadbuilder template

Search the web and Windows

3:18 AM 9/7/2017

240 Newport Local

Originates 7:05 AM from Latonia

See yardmaster to pick up your train and switch list.

Couple to train. Lace up air hoses and connect air hoses to engine. Pressurize air lines. Inspect train. Test brakes.

Call Dispatcher, "At Latonia, Train 240 is ready to depart with ____ loads and ____ MTs. Crew is ____."

The dispatcher will align switches on south end of Latonia yard and signals will clear when you are cleared to depart. Back train onto passing siding. When clear of arrival/departure track Dispatcher will align switch to the passing siding and align the crossover. Proceed to N.P. Jct. Stop short of switch. Align switch to Newport. When clear of main, stop and return switch to normal. (You will complete this move before #174 arrives in Latonia.) Proceed with your work according to the switch list.

You will become train 241 for the return to Latonia.

Turn this card over for Train Order 241.




has HF-C coal hoppers excluded from the train. The Trailer On Train Express TOTE (known as TOFC in parlance of other roads) has flat cars equipped for trailers and express box cars only. The local freight has pretty much anything that rolls except passenger cars.


Once we have set up the requirements for the train we attempt to build it. If we have set things up properly it will build a train and give us as opportunity to see it on the screen and print it. If it failed to build there is a trouble report. It saves a lot of paper to look at this on the screen rather than to print it. Usually you will find the issue that prevented the train from building listed near the end of the report. You will find messages about no motive power available, no caboose available, no place to put the cars or no cars of the type this train hauls available etc. Just go through it and use reason to discover why it would not build. That is why I suggest don't make too many restrictions early on. Then as you get experience make one restriction at a time and try it.

Once you are successful in building a train you can print out the switch list. Within the options section you can choose several formats for your switch list. You can also put your railroad logo on the switch list as well as the year that you model.

We have also adapted the software to work on our interchange staging. We have interchanges with CNO&TP (operated by Southern), PRR and C&O. We have indexed transfer tables and cars go to the interchange not to come back for 3 sessions. It gives the car and load a place to go beyond the basement and we don't see the same cars every session.

I have found JMRI Operations a useful tool to create car movements and switch list for my model railroad. It is very easy to learn, its flexible adapting to most any configuration, cars no longer make the 4 stops to come back to the original location and best of all it is free. Go to www.JMRI.org to download your free copy today. You will also need a free copy of JAVA as the engine to run it.
BY Mark Juett




















SWITCH LIST September 2017

*new since last issue

The Switch List contains all known Mid-Continent Region, NMRA, train shows and Division meetings. It also lists all known club shows and swap meets in the Mid-Continent Region (IA, IL, MO, AR, NE, KS, and OK). To list your event information please Email: l-seibel@comcast.net, or Mail Information: Louis Seibel, 1069 N Logan, Olathe, KS 66061. To subscribe, or unsubscribe, to The Switch List send an email to the above link. Look for us on the MCoR web site: www.mcor-nmra.org **Please put me in your newsletter.**

DIVISION MEETINGS

Chisholm Trail Division First Tuesday of the month Evening Meeting at the Olivet Baptist Church 3440 West 13th St. No. • Wichita, KS 67203-4560 (13th Street North & High Street) Begin gathering-6:45pm NMRA meeting 7:00pm - 9:00pm Information Alan A. Aagaard email: alan.a.aagaard@gmail.com

COWBOY LINE DIVISION (NORFOLK, NE) meets 3rd Thursday each month, 7:00 P.M. at HyVee East upstairs meeting room. Corner of 1st Street and Norfolk, Ave. Info: Dennis M. Brandt Phone 402-992-2415 email dennisbrandt44@gmail.com

EASTERN IOWA DIVISION Tom Persoon is the Superintendent e-mail: persoont06@msn.com

For other division activities check out our website monthly at: <https://sites.google.com/site/easterniowadivision/> or the division's Facebook Page at: Eastern Iowa Division

GATEWAY DIVISION (ST. LOUIS, MO) meets 3rd Monday each month, 7:00 P.M. Odd numbered months: Trinity Lutheran Church, 14088 Clayton Road at Woods Mill Rd (Hwy 141), Ballwin, MO; Even numbered months: VFW Hall, O'Fallon, IL <http://www.gatewaynmra.org/division.htm>

INDIAN NATIONS DIVISION Unless otherwise specified, all Indian Nations NMRA meets are held at the new Hardesty Library, 8316 E. 93rd. St., just east of Memorial Rd. in Tulsa, OK. The library opens at 9:00 am and the meetings start at 9:30 am. Web page: www.tulsanmra.org Superintendent - Dave Salamon (918)272-5512 or drs_rr@yahoo.com

KANSAS CENTRAL DIVISION The first Saturday of even numbered months. Meeting start at 1PM. For the next meeting's location and program please email kd0r@fhrd.net.

KATE SHELLEY DIVISION meets the 4th Thursday of every month except Nov. which we meet the 3rd. Dec. we have no meetings. Business meeting starts at 6 PM and at 7 PM we have a get together, anything railroad goes. The Library is at 515 Douglas Ave. Contact KSD thru the NMRA web site.

OK HEARTLAND DIVISION, NMRA meets in the even months in the Oklahoma City area. All who are interested in

Model railroading are welcome. Info: www.okcnmra.org

PLATTE VALLEY DIV. (HASTINGS, GRAND ISLAND, and KEARNEY, NE) Meets quarterly in members' homes on a rotating basis or at sites of interest. New members are always welcome. Info: Todd L. Petersen, Div. Dir. 308-832-2200 or todd@gtmc.net

TURKEY CREEK DIVISION, NMRA, Turkey Creek Division Meeting Lakeview Village, 9000 Park Pl., Eastside Terrace Bldg., Lenexa, Meeting starts 7:00 pm on the Fourth Tuesday of every month except No Meeting in July (Train Show) and December meeting date 12th annual Holliday Party. For current information: Louis Seibel, L-seibel@comcast.net, 913-393-3495 or 913-927-6850 or the Division Timetable <http://www.tc-nmra.org/TC-Calendar.html>

WESTERN HERITAGE DIVISION (OMAHA, NE / COUNCIL BLUFFS, IA) meets second Saturday (except June and December) at noon in the Sump Library at 2nd & Washington Streets in Papillion (across from Runza). Visit www.whdnmra.info for more info and a map. The new web site is found at <http://www.whd.mcor-nmra.org>

WESTERN KANSAS DIVISION (GARDEN CITY, KS) Meets every Tuesday evening from 6:30 P.M. to 9:00 P.M. at 4091/2 N. Main St. (second floor above "Stage" department store, rear entrance from parking lot) 6 layouts on display (1-O27, 2-HO, 3-N) Operating sessions available Info: Robert Simmons, Division Director 620-521-3591 cell or 620-272-0444 Home e-mail: trainman55@hotmail.com ; Facebook page "Western Kansas Division" also Western Kansas Division website: <http://www.wkd-nmra.org>

Monthly News in a Glance

NRHS

Saturday, October 21 – QUAD CHAPTER, C&H Railway. Host: Topeka Chapter

DIVISIONS

Tuesday, October 28 – Turkey Creek, Lakeview Village, Eastside Terrace Bldg., 9000 Park Pl., Lenexa. Information: Louis Siebel, l-seibel@comcast.net

Every Tuesday – Western Kansas, 409½ N. Main, Garden City, 6:30-9:00. Information: Robert Simmons, trainman55@hotmail.com

SPECIAL EVENTS TRAIN RIDES

Saturday, October 7 Abilene & Smoky Valley Steam



Excursions 10:00 thru 3:00 – Chisholm Train Day
Sunday, October 8 – 2:00

MODEL RAILROAD CLUBS

Every Monday – Garden City Model Train, 408 N. Main, back entrance, 6:30. Information: Robert Simmons, trainman55@hotmail.com

Every Tuesday – Ozarks Model Railroad Association, 429 W. Commercial St., Springfield, MO. Information: Ron Williams, rwilliams3129@gmail.com

Every Wednesday – Greater Kansas City Model Railroad Club, 6060 NW Waukomis Dr., Kansas City, MO, 7:30. Information: J. D. Spicher, jdspicher@aol.com or W. L. Ohnrell, wohrnell@sbcglobal.net

Every Saturday-Sunday – North East Kansas Model Railroaders, 12" gauge, 1440 N. 6th St., Atchison, Sat. 10:00-4:00, Sun. 12:00-4:00. Information: Otto Wick, 913-367-7536

MEETINGS GARDEN RAILROADS

HISTORICAL CLUBS

Every Tuesday – come to watch trains at Spangles, K-15 & Pawnee, 10:00

SHOWS and CONVENTIONS 2017

Saturday-Sunday, November 4-5 – Ark City Model Train Show, Agri Business Bldg. Information: Javen Schmucker, javen1927@gmail.com

October 21st, 2017 ALL ABOARD!!! The Silver Rails Model Train show is ready to "Highball" into its 8th year. This year will bring the same good food for Breakfast, Lunch, and the return of our great vendors and friends. The show is located at the Silver Rails Event Center (204 East Moore Street) in downtown La Plata, MO. Tables are \$15.00 each with discounted per table rates available for larger booths. Show hours are from 9 am to 3 pm, Saturday, October 21st. The Depot Inn is our local hotel. The room rate is \$89.00. If you make reservations with them just let them know you want the "Train Show" rate. We are looking forward to seeing everyone again. Start saving now so you can buy more trains. Admission will be \$3.00. Children 8 and under will be free with adult. For more information please contact Bob Cox 660-287-1714. The American Passenger Rail Heritage Foundation (APRHF) is a 501(c)(3) non-profit organization whose mission is to preserve and promote the role that passenger rail played in the building of this nation via local exhibits and

educational programs on the internet and select passenger trains.

Saturday, November 4, 2017 Gateway Division, NMRA, Fall event:

9 a.m. to 3 p.m. Saturday (home layout tours start at 4 p.m.) Trinity Lutheran Church, West St. Louis County

More information: <http://www.gatewaynmra.org/st-louis-train-show/>

Saturday-Sunday, February 3-4, 2018– Wichita Train Show, Cessna Activity Center, 2744 George Washington Blvd, Sat. 9:00-5:00, Sun. 11:00-4:00. Adult \$8.00, \$7.00 with food item, Scouts in uniform Free, child 10 & under Free. Sat. 9:00-5:00, Sun. 11:00-4:00. Information: Phil Aylward, aylward1@cox.net

Saturday, April 1, 2018– Greater Tulsa Train Show, Bixby Community Center, 211 N. Cabaniss Ave., Bixby, OK, 9:00-3:00. Adult \$4.00, child under 12 Free. Sponsored by Toy Train Operating Society Sooner Division. Information: Bob Pope, 405-250-8449

Every Sunday – Weekend Engineers, 16624 W. 126th St., Olathe, 1:00. Information: Ken Clark, hapheart@swbell.net

Every Sunday – Mid Kansas Model Railroaders, 1130 E. Kansas, McPherson, 2:00-5:00. Information: John Snell, Jsnell@cox.net

Every Monday – Garden City Model Trains, 408 N. Main, back entrance, 6:30. Information: Robert Simmons, trainman55@hotmail.com

Every Tuesday – Ozarks Model Railroad Association, 429 W. Commercial St., Springfield, MO. Information: Ron Williams, rwilliams3129@gmail.com

Every Wednesday – Greater Kansas City Model Railroad Club, 6060 NW Waukomis Dr., Kansas City, MO, 7:00. Information: J. D. Spicher, jdspicher@aol.com or W. L. Ohnrell, wohrnell@sbcglobal.net

Every Saturday-Sunday – North East Kansas Model Railroaders, 12" scale, 1440 N. 6th St., Atchison, Sat: 10:00-4:00, Sun. noon-4:00. Information: Otto Wick, 913-367-7536

The Switch List is a service of Mid-Continent Region, NMRA.

