


Lightning Slinger

Turkey Creek Division



VOL 32 NO. 8


MONTHLY PUBLICATION OF THE TURKEY CREEK DIVISION
OF THE MID-CONTINENT REGION, NMRA
"For all gauges and all ages"

August 2018

Turkey Creek Division Meeting

**August 28th, 2018 at 7:00 pm
Lakeview Village Eastside Terrace
9000 Park ST
Lenexa, KS 66215**

**Clinic by Miles Hale MMR will be "DEAD
RAIL – The Power of the Future!"**





From THE SUPER'S DESK...

Hello to all Turkey Creek Division Members.....

What a week!

I had an absolute blast at the NMRA convention. It was so much fun seeing so many people and meeting so many people. One of the jobs I volunteered for was registration and I got to meet people from all over the U.S. I am pretty sure that I met people from most every state. I also met people from Switzerland, the U.K., Australia, Taiwan, New Zealand, Canada (Nova Scotia and Vancouver and a couple from in between. It was fun to hear model railroad stories and to get to know people from other places. It was also fun to brag a little about our hometown when suggesting things to do and places to eat. Many people made a point to share their experiences when I saw them on a tour or later in the week. In general, my impression was that most people were very impressed with the KC area and the convention!

I helped with several op sessions and several layout tours and those were really enjoyable, Kansas City is truly a mecca of model railroading. We have some very talented people here, but you all knew that already!

The train show was pretty amazing also. I spent several hours with my granddaughter and my son on Saturday mid-day. That was fun to see through the eyes of my 3-year-old granddaughter. Lots of fun. I had no idea that Lego (Brick) trains were so detailed and involved. Apparently, there are so many areas of this hobby that I am unaware of. Which leads me to something we hear often. That there is something for everyone in model railroading! It isn't just trains.

I am sure that you all have stories to share, I would love to hear them!

Although I was not officially on the 'organizing' committee for the convention, I will say thank you to everyone who participated and volunteered in some fashion, large or small. THANK YOU for showing the world who we are and what we do. I think we hit a grand slam. (If only the Royals could do the same)

This month, Miles Hale will be presenting another of his amazing clinics. This will be a clinic entitled "DEAD RAIL – The Power of the Future!" Miles will demo different systems and talk about the use of batteries for powering your onboard decoders. A sound unit will be in operation. Systems from S-Cab, DelTang, and Loco WiFi will be shown and will be running for the demo. Come see the future of model railroad train control!

I look forward to seeing all of you Tuesday evening and maybe even some more new faces!

Shameless plug ...We are still looking for clinics/presentations for upcoming meetings. If you have a clinic or a presentation on a railroading topic, we would love to have you be a featured clinician. Thanks in advance for your willingness to participate!

John

OFFICERS

Superintendent

John Fales
HP: 913-579-9541
jtf@kidzdentist.com

Paymaster

Bill Humenczuk
HP: 913-338-4478
bhumenczuk@kc.rr.com

Clerk

Steve McKee
HP: 913-780-9009
smckee@everestkc.net

Division Director

John Fales
HP: 913-579-9541
jtf@kidzdentist.com

Membership Chair

Louis O Seibel
HP: 913-393-3495
C: 913-927-6850
L-seibel@comcast.net

AP Merit Awards & Achievement

Joe B. Robertson, MMR
HP: 816-331-2773
piperva@aol.com

Lightning Slinger Editor

Ted Tschirhart
HP: 816-861-3449
tedtschi@gmail.com

Lightning Slinger

lightnings@gmail.com
Past Superintendent
Larry Alfred
913-782-6584

lcatlalfred@gmail.com

Web Master

Richard Kennedy
HP: 913-796-6830
Richiekennedy56@gmail.com

Web

<http://www.tc-nmra.org>

Turkey Creek Division
Is a 501(C)(3)
ORGANIZATION



Greetings fellow modelers!

We are preparing for our first build session scheduled for Sept. 1st. Please let me know if you are interested. I plan to continue these sessions as long as there is interest. In the future we will also work on other AP certificates like Civil Engineering and Electrical. Feel free to jump on board anytime! Now I want to discuss the NMRA National Judges Contest Form. This is the form you fill out when bringing a model to a contest for judging. It's also used whenever you're ready to have a model judged outside of contests. It's a good idea to fill this out ahead of time and to detail it as much as possible. The form has sections for "Construction", "Detail", "Conformity", "Finish and Lettering" and "Scratch Built" along with the maximum number of points you can earn.

I always suggest doing this in a Word processor instead of trying to hand-write all of the details of your build. Just make headings for each of the sections described above and add your details. Remember, the judges can only consider what they see and read!

It's also a good idea to familiarize yourself with the description below each section so what you write for that section is pertinent to that section. Example: I wouldn't describe how I lettered my model in the "Construction" section.

You can find the judges form on the NMRA site, Education -> Contests -> Model Contest Judge's Score Sheet #902. Additionally, you can find all of the AP forms at Education -> Achievement Program -> Forms.

Hope to see you at one of our build sessions!
Brad Morneau, MMR
MCoR AP Chairman



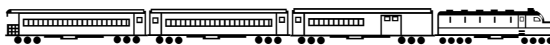
Volunteers, Thank You...

Regarding our 2018 KCMRA Convention in August, a Great Big Thank You to all of the Turkey Creek Division members and surrounding area members who volunteered to put a good face forward to those across the country, Australia, New Zealand, the Netherlands, Canada and Great Brittan, as they visited Kansas City. I think you all did great because I had many people approach me in my "bright chartreuse" shirt to say how well they thought the convention was going, how well it was organized and efficiently run. It took over one hundred volunteers to pull it off!

I underestimated several tasks, but several of you stepped up to help with extra time and extra days! Thank You All! There is an additional Thank You, hopefully to be published in the NMRA magazine:

Jack Rosenfield
John Fales
Shelly, Missy & Mendy Levy
Larry Parrish
Larry Alfred
Richie Kennedy
Joel Priest
Cody Cameron
Danny Johnson
Pat Lenahan
Cary Lenahan
Casey Johnston
Randy Stucky
Doug Whetstone
Ray Brady
Alan Meinholdt
Ray Brown
Jack Ferris
John Dunnewind

Bob McBean
Bill & Janet Barnhard
Steve McKee
Ken Jenkins
Brad Slone
Paul Evans
Greg Ohlmacher
Mike Tomei
Craig Hatch
Marty Vaughn
Pam & Gordo MacPhail
Rob Neises
Mark Steenwyk
John Wegner
Dan Wiltshire
Charles Yaw
Bob & Merrill Walz
Larry Tiffany
John Schindler
Theresa Kasper (and her help)



Bill Gradinger
Gary Hankins
Bill & Margo Humenczuk
Dean Lippincott
Jeff Needham
Mike Porter
Zach Pumpfrey

Carolin Tschopp
Sharon Rangel
Peg Barkon
Wes Rupe
Al Sawyer
Louis Seibel

A special thanks to Stephen & Cinthia Priest's parents:

Robert Priest
Sharon Rangel
Art Rangel

And Brett Overholtzer's family:

brother David
sister-in-law Suzie
niece Callie




I think we all made a good impression and a good lasting experience for all those visiting Kansas City! You all should be proud!

Sincerely,


Larry Diehl
Convention Volunteer Coordinator


Thank You

























Using Natural Plant Material to Make Trees

Materials Required

- 1) Various plants that are shaped and look like trees. Free for the gathering.
- 2) Covered cooking pot I purchased mine at Wal-Mart. It was a cheap 12 quart cooking pot and cost about \$10.00
- 3) Glycerin. You can purchase concentrated glycerin from Robert Koch Industries
<http://www.kochcolor.com/> 4770 N Harback Road, Bennett, CO 80102 (303)-644-3763 Ph (303)-644-3045 Fax or from Scenic Express. It might be a little faster from Scenic Express and the cost is only slightly higher. <http://www.sceneryexpress.com/CONCENTRATED-GLYCERIN-64-oz/productinfo/EX0071/>
 Glycerin from Scenic Express cost about \$28.98 for 1/2 gallon plus shipping. Glycerin can also be purchased from Robert Koch Industries for \$40.95 per gallon plus shipping. But they only sell wholesale. http://www.kochcolor.com/floralpreserving_main.htm
- 4) Tools to plant the trees such as an awl to poke a planting hole in Styrofoam or masonry bit and drill for hard-shell plaster.
- 5) Yellow glue to fix the tree in the hole.

Selecting Natural Plants

A. Sedum, hydrangea, iron weed, sage brush, rabbit bush and goldenrod are all good plants. These look like trees from most places east of the Mississippi, Midwest, great lake states and plains. There may be other plants that you like. If it looks like a tree then use it.

B. Harvest goldenrod when in bloom, bright yellow. Cut and hang upside down to dry. This will prevent the trunk from curling. Harvest iron weed, hydrangea blooms and sedum in winter when dead. After a hard freeze the plants will be dryer, but try to harvest before a snow that will break the plants down. Sage brush can be harvested most anytime but when dormant is better.

Preserving Plants

C. Put water in cooking pot and bring to a boil. I do this on my grill outside. My wife appreciates that I don't make a mess in the kitchen. Once at the boiling point pour in the glycerin and stir until mixed. The ratio of glycerin to water is about 2.5 parts water to 1 part glycerin. However, this is not exact nor critical. Ratios from 2:1 to 3:1 seem to work equally well. Once used it is mixed for subsequent batches.

D. To preserve sedum, oak leaf hydrangea, iron weed goldenrod, sage, rabbit bush or super trees; no stain or dye is required. However, it must be heated in the water and glycerin solution. Dried plants have a layer of wax that inhibits water absorption. Therefore; when preserving it is necessary to heat the preserving medium to break down this layer of wax. Here is the sequence of steps to follow.

E. Place the tree material in the pot of glycerin and water solution. Place only enough material that can be covered by the glycerin solution. **CAUTION: the solution is hot and can burn. Use tongs or other tools as appropriate to force the tree material below the solution surface.**

F. Heat the pot on a stove or the grill and bring up to a temperature between 160 and 180 degrees. If the solution is boiling remove heat immediately. When the desired temperature is reached Turn the heat down and let it cook for about an hour. Then turn the heat off.

G. Let this mix and plant material soak about one day. More soaking time will not damage, less and the treatment is less effective. Longer soaking times will reduce the amount of material processed per week.

H. Remove the tree material to dry. Place on newspapers, or cardboard sheets. I built a drying box 4'x4'x6" with window screen in the bottom. **CAUTION: the plants will weep a brown tea solution for quite some time. Use care so as not to get this on your carpet or other places that you do not want stained.** It usually takes more than a week for the material to dry. However, you can leave it out longer. Use your own judgment on this.

2

©Copyright 2018 Mark Juett

I. Replenish water and glycerin when the volume of solution becomes so low that you need more to cover the same amount of material as when you first started the preserving process. Also, realize that as the solution is used more of the glycerin is used than the water. However, water can evaporate especially when heated to near boiling temperatures. From time to time add a small mixture of glycerin / water that is slightly stronger than the original solution. Monitor the viscosity and add water or glycerin as needed. It is not an exact methodology. Ratios from 2:1 to 3:1 work well.

J. After you have processed the tree material that you need, you can drain the solution into the original container from which the glycerin came and hold it for future use. However, since we added water we will need additional storage volume. An old laundry detergent plastic bottle is good for this purpose, and cheap. Use a funnel and strainer to put the solution back in the container. Small pieces of plant material will break off and be floating in the solution. This contains mold spores and is a great food source for the mold, straining it out helps. Keep this material to be used as forest floor ground cover.

K. Add a mold inhibitor to the water and glycerin solution that you are storing. Add 3-4 table spoons of Microband, Sporidicin, Benefect, or Lysol to the top layer of the used solution to inhibit mold growth. Do not use bleach. This will fade future batches of material. You can cook the sage brush clipping. Sage brush does become brittle so the preserving treatment does help. I strongly recommend that Super Trees be preserved they can become very brittle with time.

Creating a Tree

L. Flocking by coating with cheap hairspray and covering with ground foam. Dipping in white glue before flocking is also effective but messy. High strength adhesives such as 3M Super 77 or Super 90 also work, but use gloves to keep the mess off your fingers. **CAUTION: use 3M Super 77 and Super 90 only in well ventilated areas.** Use several shades of green and appropriate colors to the season. Autumn has reds, orange, tan, yellow and many shades of muted green. A color reference photo of the area and season is helpful.

Planting

M. Plant the trees randomly; nature has no rows and patterns. Vary the placement, color and size; although similar trees can be clustered by nature. Mix trees from sedum, hydrangea, goldenrod, other materials and commercial trees for best results. Where appropriate add evergreen trees.



SWITCH LIST September & October 2018

*new since last issue

The Switch List contains all known Mid-Continent Region, NMRA, train shows and Division meetings. It also lists all known club shows and swap meets in the Mid-Continent Region (IA, IL, MO, AR, NE, KS, and OK). To list your event information please Email: l-seibel@comcast.net, or Mail Information: Louis Seibel, 1069 N Logan, Olathe, KS 66061. To subscribe, or unsubscribe, to The Switch List send an email to the above link. Look for us on the MCoR web site: www.mcor-nmra.org **Please put me in your newsletter.**

DIVISION MEETINGS

Chisholm Trail Division First Tuesday of the month Evening Meeting at the Olivet Baptist Church 3440 West 13th St. No. • Wichita, KS 67203-4560 (13th Street North & High Street) Begin gathering-6:45pm NMRA meeting 7:00pm - 9:00pm Information Alan A. Aagaard email: alan.a.aagaard@gmail.com

COWBOY LINE DIVISION (NORFOLK, NE) meets 3rd Thursday each month, 7:00 P.M. at HyVee East upstairs meeting room. Corner of 1st Street and Norfolk, Ave. Info: Dennis M. Brandt Phone 402-992-2415 email den-nisbrandt44@gmail.com

EASTERN IOWA DIVISION EASTERN IOWA DIVISION Mike Barkhurst is the Superintendent e-mail: cmbarkhurst@gmail.com for other division activities check out our website monthly at: <https://sites.google.com/site/easterniowadivision/> For other division activities check out our website monthly at: or the division's Facebook Page at: Eastern Iowa Division

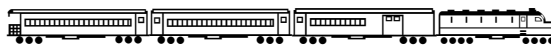
GATEWAY DIVISION (ST. LOUIS, MO) meets 3rd Monday each month, 7:00 P.M. Odd numbered months: Trinity Lutheran Church, 14088 Clayton Road at Woods Mill Rd (Hwy 141), Ballwin, MO; Even numbered months: VFW Hall, O'Fallon, IL <http://www.gatewaynmra.org/division.htm>

INDIAN NATIONS DIVISION Unless otherwise specified, all Indian Nations NMRA meets are held at the new Hardesty Library, 8316 E. 93rd. St., just east of Memorial Rd. in Tulsa, OK. The library opens at 9:00 am and the meetings start at 9:30 am. Web page: www.tulsanmra.org Superintendent - Dave Salamon (918)272-5512 or drs_rr@yahoo.com

KANSAS CENTRAL DIVISION The first Saturday of even numbered months. Meeting start at 1PM. For the next meeting's location and program please email kd0r@fhrd.net.

KATE SHELLEY DIVISION meets the 4th Thursday of every month except Nov. which we meet the 3rd. Dec. we have no meetings. Business meeting starts at 6 PM and at 7 PM we have a get together, anything railroad goes. The Library is at 515 Douglas Ave. Contact KSD thru the NMRA web site.

OK HEARTLAND DIVISION, NMRA meets in the even months in the Oklahoma City area. All who are interested in Model railroading are welcome. Info: www.okcnmra.org



PLATTE VALLEY DIV. (HASTINGS, GRAND ISLAND, and KEARNEY, NE) Meets quarterly in members' homes on a rotating basis or at sites of interest. New members are always welcome. Info: Todd L. Petersen, Div. Dir. 308-832-2200 or todd@gtmc.net

TURKEY CREEK DIVISION, NMRA, Turkey Creek Division Meeting Lakeview Village, 9000 Park Pl., Eastside Terrace Bldg., Lenexa, Meeting starts 7:00 pm on the Fourth Tuesday of every month except and December 18th 2018 meeting date annual Holiday Party. For current information: Louis Seibel, l-seibel@comcast.net, 913-393-3495 or 913-927-6850 or the Division Timetable <http://www.tc-nmra.org/TC-Calendar.html>

WESTERN HERITAGE DIVISION (OMAHA, NE / COUNCIL BLUFFS, IA) meets second Saturday (except June and December) at noon in the Sump Library at 2nd & Washington Streets in Papillion (across from Runza). Visit www.whdnmra.info for more info and a map. The new web site is found at <http://www.whd.mcor-nmra.org>

WESTERN KANSAS DIVISION (GARDEN CITY, KS) Meets every Tuesday evening from 6:30 P.M. to 9:00 P.M. at 4091/2 N. Main St. (second floor above "Stage" department store, rear entrance from parking lot) 6 layouts on display (1-O27, 2-HO, 3-N) Operating sessions available Info: Robert Simmons, Division Director 620-521-3591 cell or 620-272-0444 Home e-mail: trainman55@hotmail.com ; Facebook page "Western Kansas Division" also Western Kansas Division website: <http://www.wkd-nmra.org>

Monthly News in a Glance

NAVRE

Monday, September 2 – Abilene/Salina, Hitching Post, 100 SE 5th St., Abilene. Information: Tony Schmitt, asch9435@cox.net
Tuesday, September 4 – Arkansas City, Senior Citizen Center, 320 S. A St., 11:30
Monday, September 10 – Parsons, The Chinese Chef, 900 N. 16th St., 11:30. Information: Jimmy W. Dodds, jim-mywdodds@gmail.com
Tuesday, September 11 – Wellington, Senior Center, 308 S. Washington, 12:00. Information: abdb@sutv.com
Tuesday, September 11 – Topeka, Coyote Canyon, 1251 SW Ashworth Pl, 9:30-11:30. Information: Larry Broadbent, lbroadbent@cox.net
Wednesday, September 12 – Marysville, Ricky's Café, Hanover, 11:30. Information: rstein@diodecom.net
Monday, September 24 – Wichita, Ourr's Family Dining, 1606 S. Georgetown St., 11:20. Information: Tony Schmitt, asch9438@cox.net
Monday, October 1 – Hutchinson, Airport Steak House, 1100 Airport Rd., 8:30 a.m. Information: Ron Pauls, arko-la@sbcglobal.net

Tuesday, October 2 – Arkansas City
Monday, October 8 – Abilene/Salina, Bayard's Café, 540 S. Broadway, Salina
Monday, October 8 – Parsons
Tuesday, October 9 – Wellington
Tuesday, October 9 – Topeka
Wednesday, October 10 – Marysville
Monday, October 28 – Wichita

DIVISIONS

Tuesday, July 3 – Arkansas City, Senior Citizen Center, 320 S. A St., 11:30.
Monday, July 9 – Abilene/Salina, Hitching Post, 100 SE 5th St., Abilene. Information: Tony Schmitt, asch9435@cox.net
Monday, July 9 – Parsons, The Chinese Chef, 900 N. 16th St., 11:30. Information: Jimmy W. Dodds, jim-mywdodds@gmail.com
Tuesday, July 10 – Wellington, Senior Center, 308 S. Washington, 12:00. Information: abdb@sutv.com
Tuesday, July 10 – Topeka, Coyote Canyon, 1251 SW Ashworth Pl., 9:30-11:00. Information: Larry Broadbent, lbroadbent@cox.net
Wednesday, July 11 – Marysville, Ricky's Café, Hanover, 11:30. Information: Dolores Krug, d30krug@yahoo.com
Monday, July 23 – Wichita, Ourr's Family Dining, 1606 S. Georgetown St., 11:20. Information: Tony Schmitt, asch9438@cox.net
Monday, August 6 – Hutchinson, Airport Steak House, 1100 Airport Rd, 8:30 am. Information: Ron Pauls, arko-la@sbcglobal.net
Tuesday, August 7 – Arkansas City
Wednesday, August 8 Marysville
Monday, August 13 – Abilene/Salina, Bayard's Café, 540 S. Broadway, Salina
Monday, August 13 – Parsons
Tuesday, August 14 – Wellington
Tuesday, August 14 – Topeka
Monday, August 27 – Wichita
Monday, September 3 – Chisholm Trail, Olivet Baptist Church, 3440 W. 13th St., Wichita, 7:00-9:00. Information: Alan A. Aagaard, alan.a.aagaard@gmail.com
Sunday, September 16 – Indian Nations, Hardesty Library, 8316 E. 93rd St., Tulsa, 9:30-12:30. Information: Dave Salmon, drs_rr@yahoo.com
Tuesday, September 25 – Turkey Creek, Lakeview Village, Eastside Terrace Bldg., 9000 Park Pl., Lenexa., 7:00. Information: Louis Seibel, l-seibel@comcast.net
Monday, October 1 – Chisholm Trail
Saturday, October 6 – Kansas Central, at a member's home, 1:00. Information: Kd0r@fhrd.net
Tuesday, October 23 – Turkey Creek
Every Tuesday – Western Kansas, 409½ N. Main, Garden City, 6:30-9:00. Information: Robert Simmons, trainman55@hotmail.com

NRHS

Friday, September 14 – Topeka Chapter, Great Overland Station, 701 N. Kansas Ave., 7:00. Program: Exchange Kansas City Chapter "National NRHS Convention" or "Board of Directors Convention" by John DeRoo
Friday, September 28 – Kansas City Chapter, Union Station, KC Terminal Board Room, 3rd floor, 7:00. Information: Ed Conrad, Heartlandrails@aol.com
Friday, October 12 – Topeka Chapter, Ward-Meade Historical Site, Preston-Hale Room, 124 NW Fillmore St.. 7:00. Program: "Part II Restoration of Northern Pacific Caboose" by Mike Hawkins



Friday, October 26 – Kansas City Chapter

MODEL RAILROAD CLUBS

Sunday, September 2 – Cherry Valley Model Railroad, Leatherock Hotel, 420 N. Depot St., Cherryyvale, 1:00. Information:

John R. Dhooghe, john@cvmrc.com or www.cvmrv.com

Thursday, September 6 – Augusta Model Railroad Club, 6th & School Sts., 7:30. Information: info@augustahorrorclub.org

Friday, September 7 – Topeka N-Track Associates, at member's home, 7:00. Information: Bob Wright, 785-273-7835

Saturday, September 8 – Kansas Pacific Model Railroad, Ellis Museum, 911 Washington, 10:00, lunch at a restaurant following. Information: Tom Robinson, railway@gbta.net

Saturday, September 8 – Frankfort Subdivision, 416 W. 1st, 10:00-3:00. Information: Joe McAtee, joem@bluevalley.net

Saturday, September 8 – Wichita Toy Train Club, 130 S. Laura, 10:00-5:00. Admission charge

Sunday, September 9 – Heartland N-Trak of Greater Kansas City, 131 S. Water, Liberty, MO, 1:00. Information: Bob Osborn, 816-452-9227

Monday, September 10 – Lawrence Model Railroad, Bridge Pointe Community Church, 601 W. 29th Terrace. Information:

www.lawrencemodelrailroadclub.org

Sunday, September 16 – Cherry Valley Model Railroad

Monday, September 17 – Topeka Model Railroaders, Topeka/Shawnee Co. Public Library, 1515 SW 10th, 7:00. Information:

Tony Fox, tfox57@gmail.com

Thursday, September 20 – Kansas City Narrow Gaugers, at member's layout, 7:00. Information: Dean Windsor,

On3@worldnet.att.net

Saturday, September 22 – Frankfort Subdivision

Saturday, September 22 – Wichita Toy Train Club

Thursday, October 4 – Augusta Model Railroad Club

Friday, October 5 – Topeka N-Track Associates

Sunday, October 7 – Cherry Valley Model Railroad

Monday, October 8 – Lawrence Model Railroad

Saturday, October 13 – Kansas Pacific Model Railroad

Saturday, October 13 – Frankfort Subdivision

Saturday, October 13 – Wichita Toy Train Club

Sunday, October 14 – Heartland N-Trak of Greater Kansas City

Monday, October 15 – Topeka Model Railroaders

Thursday, October 18 – Kansas City Narrow Gaugers

Sunday, October 21 – Cherry Valley Model Railroad

Saturday, October 27 – Frankfort Subdivision

Saturday, October 27 – Wichita Toy Train Club

Every Saturday-Sunday – North East Kansas Model Rail-

roaders, 12" scale, 1440 N. 6th St., Atchison, Sat. 10:00-4:00,

Sun. 12:00-4:00. Information: Otto Wick, 913-367-7536

Every Sunday – Weekend N'gineers, 16624 W. 126th St.,

Olathe, 1:00. Information: Ken Clark, hapheart@swbell.net

Every Sunday – Mid Kansas Model Railroaders, 1130 E. Kan-

sas, McPherson, 2:00-5:00. Information: John Snell,

Jsnell@cox.net

Every Monday – Garden City Model Trains, 408 N. Main,

back entrance, 6:30. Information: Robert Simmons, [\[man55@hotmail.com\]\(mailto:man55@hotmail.com\)](mailto:train-</p></div><div data-bbox=)

Every Tuesday – Ozarks Model Railroad Association, 429 W.

Commercial St., Springfield, MO. Information: Ron Williams,

rwilliams3129@gmail.com

Every Wednesday – Greater Kansas City Model Railroad

Club, 6060 NW Waukomis Dr., Kansas City, MO, 7:00. Infor-

mation: J. D. Spicher, jdspicher@aol.com or W. L. Ohnell,

wohrnell@sbcglobal.net

SPECIAL EVENTS

Saturday, September 15, 2018 – Kansas Railfest, Great Plains Transportation Museum, Wichita

MEETINGS GARDEN RAILROADS

Thursday, September 27 – Tulsa Garden Railroad Club, Freewill Baptist Church, 1190 N. Mingo Rd., 7:00. Infor-

mation: info@tulsarailroadclub.org

Sunday, October 21 – Wichita Area Garden Railway Society, at member's home or Botanica, 1:30. Information: Nancy

Morin, nanmarin@att.net

Thursday, October 27 – Tulsa Garden Railroad Club

HISTORICAL CLUBS

Thursday, September 6 – Round Table, Paul & Jack's Tavern, 1808 Clay St., N. Kansas City, MO, 6:00. Information:

Robert Walz, rmwalz@sprintmail.com

Wednesday, September 12 – Heart of the Heartlands, Webb Center, Carona, 7:00

Thursday, October 4 – Round Table

Wednesday, October 10 – Heart of the Heartlands

SHOWS and CONVENTIONS

Saturday-Sunday, September 22-23 – Wichita Toy Train Show, Cessna Activity Center, 2744 George Washington Blvd, Sat. 9:00-5:00, Sun. 10:00-3:00. Information:

www.wichitatomtrainmuseum.org

Thursday-Sunday, October 4-7 – Missouri Pacific Historical Society Convention, Drury Inn, Austin, TX. Information:

www.mopac.org/annual-convention/207-2018-austin-tx

Sunday, November 25 – Mid America Train & Toy Show, KCI Expo Center, Kansas City, MO. Information:

www.midamericatrainandtoyshow.com

TRAIN RIDES

Saturday, September 1 -- Pittsburg

Saturday, September 8 – Abilene & Smoky Valley Railroad dinner train, \$45.00. Information: www.asvrr.org

Saturday, September 22 – Abilene & Smoky Valley Railroad dinner train. Information: www.asvrr.org

Saturday, September 29 – Chanute, 10:00, 1:00, 3:00

Saturday, October 13 – Abilene & Smoky Valley Railroad dinner train

Saturday, October 27 – Abilene & Smoky Valley Railroad dinner train

Every Wednesday-Sunday – Abilene & Smoky Valley Railroad excursions

Saturday, December 1 – Santa Train, Pittsburg

Saturday, December 15 – Fredonia

The Switch List is a service of Mid-Continent Region, NMRA.

