


Lightning Slinger

Turkey Creek Division



March 2021

MONTHLY PUBLICATION OF THE TURKEY CREEK DIVISION
OF THE MID-CONTINENT REGION, NMRA
"For all gauges and all ages"

ZOOM MEETING – TUESDAY, MARCH 23, 2021

Turkey Creek Division is planning a in-person meeting at the First Baptist Church of Kansas City, Tuesday, March 23, 2021. Zoom participation will be offered and encouraged to keep attendance below the 50 person limit set by Kansas City, and use safe social distancing.

OUR CLINIC

Arduino Microcontrollers for Model Railroad Applications ...

by Ron Marsh

Ron will discuss a variety of uses as he has been working on for his railroad, and how they may be useful for your layout.

Due to Covid-19 restrictions, for planning which room we need to use, we would like to know how many members/guests would attend in-person. RSVP Bill Humenczuk, Paymaster, at bhumenczuk@kc.rr.com. Thank you and stay healthy.

Ron Marsh
Superintendent

**FACE MASKS
REQUIRED, PLEASE ...**

Location:

First Baptist Church of Kansas City
100 W. Red Bridge Road
Kansas City, Missouri 64114
(Intersection of Wornall and Red Bridge
Road) (same as College Blvd.)

Zoom Address:

<https://us02web.zoom.us/j/85080194385?pwd=MmJEdUtRQndGeDArcidCVTVJdHk5QT09>

Meeting ID: 850 8019 4385

Password: 03

Superintendent's Report

I don't know about all of you, but I tend to suffer from a serious case of Model Railroader Attention Deficit Disorder. Let me explain. In the past two month I have been working on construction of a helix for my own N scale layout, a new power supply and bus lines for switch machines and accessories, a kit-bashed structure, planning the scenery for a newly-added section of my layout, and a few other projects. This scenario is not unusual for me. I tend to have multiple projects in various states of incompleteness at any given time.

Having multiple projects at once can be both positive and negative. On the positive side, when I reach a necessary stopping point on one project—allowing glue to set or paint to dry, etc.—I always have another project I can turn to and work on. The negative side of this scenario, however, is that I sometimes find it difficult to concentrate on the project on which I am working because I am distracted by another project that is waiting to be completed. Case in point, as I build my helix these past two months, I knew in my mind that other more desirable projects were on hold until the helix was completed. For this reason, I was highly motivated to complete the helix. There were days when I had done all I could do on the helix until adhesive dried, so I moved on to another project, only to find myself distracted by—you guessed it—the helix. In those moments I was forced to work hard at focusing on the project I was actually doing or walk away from model-building projects entirely for the remainder of the day. The choice can be a challenging one. On the one hand, I want to accomplish something with the time that I have, but on the other hand I want to enjoy my hobby, not allow it to become a source of stress.

Maybe you are like me, suffering from MRADD. I suggest to you to find that balance. Those three or four or five projects you have in the works at once may allow you to make better use of your time. We multitaskers thrive on being able to move from project to project in a single session. Remember, however, that this is a hobby that is meant to bring enjoyment. I hope you will not allow those many projects to become a source of stress that discourage you from continuing to build models, operate your railroad, and otherwise grow in the hobby.

In the Turkey Creek news department, the Make and Take Clinic has been moved back from April to May 25. This became necessary as we worked to get a list of available models together and ordered. The date change will give us the time needed to secure your orders and receive the models well ahead of the clinic date. I want to thank Larry Diehl for taking charge of the Make and Take once again this year. His help has been extremely valuable. Also, remember to sign up to participate in the Modeling Challenge on August 24. Email your intent to enter along with the scale you plan to enter to Larry Alfred.

Rail On,
Ron Marsh, Superintendent
Turkey Creek Division, NMRA



OFFICERS

Superintendent

Ron Marsh

ronstrainsnthings@gmail.com

Paymaster

Bill Humenczuk

Clerk

Steve McKee

Division Director

John Fales

Membership Chair

Louis O. Seibel

(913)927-6850

AP Merit Awards & Achievement

Joe B. Robertson, MMR

Past Superintendent

Greg Ohlmacher

Web Master

Richard Kennedy

Lightning Slinger Editor

Larry W. Diehl

ldiehl066@gmail.com

Web

<http://www.tc-nmra.org>

**Turkey Creek Division
is a 501(C)(3)
organization**

Clerk's Report for February 23, 2021

Our new Superintendent Ron Marsh called meeting to order. The modeling challenge is coming up soon August 24. L. Alfred is going to have a drawing for 2 \$25 gift certificates, every entry eligible! So sign up for the challenge asap and add your name to the list. Information in this issue and in last month's Lighting Slinger.

Larry Diehl needs articles for the Lightning Slinger. We all need to pitch in and help him out on this. If you're going for you MMR this is a great way to earn author points. Larry also has some pink foam he cut to 1 foot squares he will give you for free but you must come to a meeting to pick it up. So if you want some contact Larry Diehl and let him know so he can bring yours to the meeting.

Be sure to stop by Fred's Train Shop and see their new store in Overland Park at 8909 Sante Fe. Phone 913-383-3500. His new store is a lot more open. Its just down a bit from where he was and across the street. I think you will like his new set up. He now has a basement so he is not storing so much stuff in the shop itself anymore.

We had 8 people show up in person and about 17 people on line but that's hard to nail down because people would pop in and out.

Miles Hale MMR will be sharing photos from Chuck and Nan Ellis of their layout in Texas. There were about 260 or so slides on their layout and sometimes a couple of shots of the same model to show the whole thing but that's still a lot of layout. It's got to be 3 or 4000 sq feet with beautiful scenery and some of the best modeling I've seen. It's all HO and Hon3 and all very well done. You almost go on overload looking at all the fine modeling. I'm sure he has a crew to help out with it. Even if its taken 40 years to get it to this point that's still a lot of modeling. There is a lot of John Allen in this layout with all its bridges, towns, and mountains. Lets hope he can be on tour for a narrow gauge convention.

Till next month, Steve.



Superintendent, Ron Marsh



Attendees





Calling on all Prayer Warriors...

I spoke with **Jack Rosenfield** about his medical issues and with his permission, I'm advising our modeling community, so you hopefully will keep him in your thoughts and prayers.

Jack experienced a brain tumor and had significant surgery a couple of weeks ago to remove the tumor as best as possible. His doctor felt the results were good!...and encouraging!

Jack has qualified for an experimental treatment (sponsored through Duke University), administered by St. Luke's Cancer Center on the Plaza. March 5th, for the next couple of months, Jack will receive a chemotherapy pill each evening, followed by radiation the next morning, five days a week. Then, twice weekly he will be administered the experimental drug. Jack's stamina will guide the therapy and its intensity.


Jack needs our prayers now. This will not be easy. Jack told me at 82 he is ready for getting well and starting a new life! He "placed his order" with me, he wants 6" more in height, he wants God to make him more handsome and maybe throw in a pretty nurse or two!

WOW! That's a wish list! I told him we would do our best with our prayers, but those pretty nurses may be a stretch too far!

GET WELL...! We all pray for a good outcome!

Your friends at Turkey Creek





Lightning Slinger

Turkey Creek Division



March 23, 2021

Excerpts from our February presentation by Miles Hale of Chuck & Nan Ellis' layout in Texas

The Great
Northwestern
&
Pacific Railroad

The overall size is about 1,950 sq. ft. 14 telephones scattered around the layout that can be called by the dispatcher. The railroad runs through Seattle with a large yard, community called Ball Canyon, a yard at Great Falls, and a yard at Four Bridge Canyon.

We run a simplified operation system.

- 8 scheduled trains;
- 2 passenger trains
- 4 through trains
- 2 manifest trains (one at the beginning and one at the end of the session).

There is also a ore train job that assembles and disassembles 60 care ore trains.

An operating session requires:

- 2 Dispatchers
- 2 town operators
- 1 G.F. yard master, plus assistant if available
- 4 road crews (two men each if available)
- 1 trainmaster



The Great
Northwestern
&
Pacific Railroad



L ightning S linger

MAKE & TAKE CLINIC

to be May 25th ...2021

This year, we are a little late in getting our act together. There have been comments that we should not limit selection to Wild West models.

So, we are expanding the manufacturers from which you can choose. You must pay:

- \$15.00 for N Scale kit
- \$20.00 for HO Scale kit
- \$25.00 for S Scale kit
- \$30.00 for O Scale kit

to be May 25th ...2021

The rest of the kit purchase price will be funded by Turkey Creek Division.

Make your selection ASAP, but no later than March 30th.

N Scale Option



**Miner's Supply ... Wild West models
Kit #105 \$56.99**

HO Scale Options



**Miner's Supply ... Wild West models
Kit #205 \$64.99**



**Tower One... FOS Scale models
\$39.95**

**Yard Office #2...FOS Scale models
\$42.95**



**Rural Penwood Post Office ... Carolina Craftsman
Kits
\$49.65**

**B&O Tower at Confluence...Carolina
Craftsman Kits
\$56.25**



**H.J. Mull Store... Carolina Craftsman Kits
\$47.55**

Make your selection ASAP, but no later than March 30th.

S Scale Options



Miner's Supply ... Wild West models
Kit #305 \$76.99



Turn-of-the-Century Wood Freight/Passenger Depot
Kit #1150 \$66.95

O Scale Options



Miner's Supply ... Wild West models
Kit #805 \$_____ (price not determined yet)

The Gas Station.. FOS Scale models
\$79.95



Quick Lunch Diner FOS Scale models
\$74.95

Tower One... FOS Scale models
(availability in ?) \$_____



Yard Office #2...FOS Scale models
\$_____ (availability in ?)

Make your selection ASAP, but no later than March 30th.

THE MODELING CHALLENGE GOBBLER

VOLUME 18, February 2021 ... A Randomly Occurring Notice



Keeping the BULL BUSY ...
and WATCHING HIS BACK

Target Date is
AUGUST 24, 2021
(THIS COULD CHANGE IF CHURCH
IS NOT AVAILABLE WON'T KNOW
UNTIL CLOSER TO AUGUST)



Committed:

John Fales...HO
Larry Alfred, MMR...O
Miles Hale, MMR ...O
Fran Hale, MMR...?
Larry Diehl...HO
Steve McKee...O
Ray Brown...HO
Ron Marsh...N
Adam Fitzgerald...HO
Mark Juett, MMR...HO
Jason Reece...HO

WHO'S NEXT?

DON'T MISS OUT!...

Join the Fun!





2021 Turkey Creek Division Modeling Challenge

by Larry Alfred, MMR

Well, another month has gone by and Covid19 still dominates most of our lives. On a positive note, it has allowed many of us modelers to have time in the workshop. Once again, I will take this opportunity to push everyone to complete, work on, or begin a model entry for the 2021 Modeling Challenge. The Challenge is one of the highlights of the Turkey Creek Division's annual calendar. It provides an opportunity for all member to participate with others. As an additional incentive to bring an entry, we will have a drawing for two \$25 gift certificates. Everyone bringing an entry will be eligible for the drawing. The Challenge will be held in essentially the same manner as in previous years. The most significant change from past years will be the limit of one-foot square for the entry base. Please don't let this be a disincentive to your decision to enter a model. It's fun! The Challenge is planned for our August 2021 meeting. This gives you plenty of time to prepare an entry, including the possibility of incorporating a make-and-take model with your entry. Just to clarify, entries will be limited to only one per person. There have been instances in the past where two entries were allowed. A limit to one entry is felt to be the fairest way to proceed.

As I noted last month, I will be tracking those that have committed to bringing an entry. The list of those that have committed, with the scale of the entry, will be included each month in this publication. We have two new additions to the list, Ron Marsh (our Superintendent) and Adam Fitzgerald. Also, Mark Juett, MMR just confirmed...thanks, Mark. Thanks for committing to participate! Let's continue to make this list grow! Here is the current list. If your name is not included, it should be! We are looking for further commitments, so please get to it! E-mail me at captlalfred@gmail.com to get on this prestigious list.

EXAmPLeS OF 'X1' diSPLaYs



2021 Challenge (Repeat of the 2004 Rules)

by Rusty Rails

So, what can you build on a one square foot base? That's your challenge for the first annual Turkey Creek Division Modeling Challenge! In G scale, you could fit a RGS 50,000 gallon water tank in one square foot and not much more. In Z scale, you could probably model the Kansas City West Bottoms. In HO, you'll be somewhere in between.

There is no restriction on how high your scene can go, so you could model a mountain or a twelve story building. If you're into Colorado mining, you could put an ore mill on a mountain side with tracks at the bottom for cars to pick up the refined ore. If coastal railroading is your bag, then a pier scene may be for you. Another thought might be a scene with an overpass with a train on the lower and upper levels.

If you're into city scenes, you could model the backside of some trackside tenements with Mrs. McGurty waving at the engineer while she's hanging out laundry. Another scene that would be interesting would be a station with passengers waiting for a train or perhaps boarding a passenger train.


There is no restriction on the diorama except that the base cannot exceed one square foot – that's 12" by 12" maximum size. Can it be smaller? Sure. If you already have a base you want to use and it's 12" X 12" or less in size, that's fine. If you have a base that's 16" X 8", that's NOT FINE. Do you have to have a train on the diorama? Nope. It's up to you what to include.

The judging will be by popular vote, so crowd appeal will be the rule. There will be three places awarded for this challenge. So, if you're entering a diorama, start thinking about your model now. There is plenty of time, but don't put it off. This will be a fun event!

Ok...final plea...please participate!! It is lots of fun!

You take HOME the AWARDS!
JOIN THE FUN!

THE MODELING CHALLENGE GOBBLER



Lightning Slinger

Turkey Creek Division



March 23, 2021

CONGRATULATIONS



Greg Ohlmacher received his merit awards for structures from last month, and he received his AP Certificate for Volunteer, towards his MMR.




Steve McKee received his AP Certificate for Master Builder - Cars.

CONGRATULATIONS

CONGRATULATIONS

CONGRATULATIONS



Lightning Slinger

Turkey Creek Division



March 23, 2021


Larry ALFRED IS PUTTING HIS SKILLS TO WORK...

News
Flash

Building a Derelict Conveyor

by Larry Alfred, MMR

The idea of making this model as a derelict conveyor (belt loader) came as an afterthought. From the beginning, I wasn't quite sure how I could use it on the layout, but I really liked it. The model was created as a "kit", 3D printed by fellow Turkey Creek Division member, Miles Hale, MMR. Miles had previously printed and constructed one of these loaders for Steve McKee. Steve repainted this model and photographed it on his work bench.



I asked Miles to print one for me and within a few days, he handed me a bag of parts. The bag did include the main belt, support frames, motor box, power transfer pulley, axel, and discharge chute. In addition, there were extras of the main side frames and a bunch of wheels!

Now, thinking about what I would do with this, I decided to build it as something abandoned in the field, broken down and lots of rust. A small base to create a diorama seemed to be the best way to display it as a derelict. So, the model was built with one wheel missing and the loader then supported by two concrete blocks (also 3D printed). The bottom of remaining wheel was cut off so that when mounted on the scenery base gives the appearance of sinking into the ground. The side of the discharge chute mount has come apart, causing the chute to dangle. A broken piece of chain still hangs from the power transfer pulley. All parts were spray painted with a rattle can Earth Brown. Additional rust was added with weathering powders.

The scenery base began as a sheet of cardboard (what else!). A few pieces of pink foam were added to create the ridge line. This was covered with small pieces of plaster clothe. The, a couple pieces of leftover rock castings were included to create the low rock cliff. Sifted rock from Colorado was applied followed by just a touch of ground foam, to add a hint of green vegetation coloring. Finally, paint brush bristles to simulate grass clumps, some Woodland Scenics bushes, and Bubba (looking over the whole mess) provided the finishing touches. Photos 3 and 4 show the final model.

As a bit of a side note, this simple little diorama is an example of something that you might create for the up coming Modeling Challenge. Even in O scale, this diorama is just a little over 4"x6". It can come together pretty easily and allows you to participate! Give something a try.



There May be HOPE For thIS boy "ALFred" yet!

FORKS CREEK CURRENT

VOLUME 21 A RANDOMLY OCCURRING PUBLICATION By: Ron Morse, MMR

Part of the ground cover is still wet as I hit it with glue again this morning. If you look in the background you can see I have started work on the area above the cribbing. OOPS...The flat car is sitting on the ground in front of the Turkey Creek Store. :O)




I have now found about a half-cup of iron pyrite in the decomposed granite I'm using. Of course this material came from the "**Richest Square Mile on Earth**". (Central City and Blackhawk, Colorado). Iron pyrite is "Fools Gold"...but it does mean the area is rich in minerals including gold and silver.





FORKS CREEK & CENTRAL RAILROAD

Engine #6 has just finished taking on coal at the coaling station. You can also see the sand facility and ash pit on the FC&CRR. There is also a kite flying in the background.





LITTLE ELLA MINE AND MINE CAR



The pivot plate is pretty much gone...Just a pile of rust....But it will rise from the rust. On the dump bed I'm drilling out most of the rivets and replacing them. Here are the wheels with the pivot plate gone.



A very rusted axle bolt. The bracket that held the axle in place is totally GONE!

The bottom of the car is facing up and is pretty much done. The black material is rust encapsulator.

The brass nameplate on the mine car.



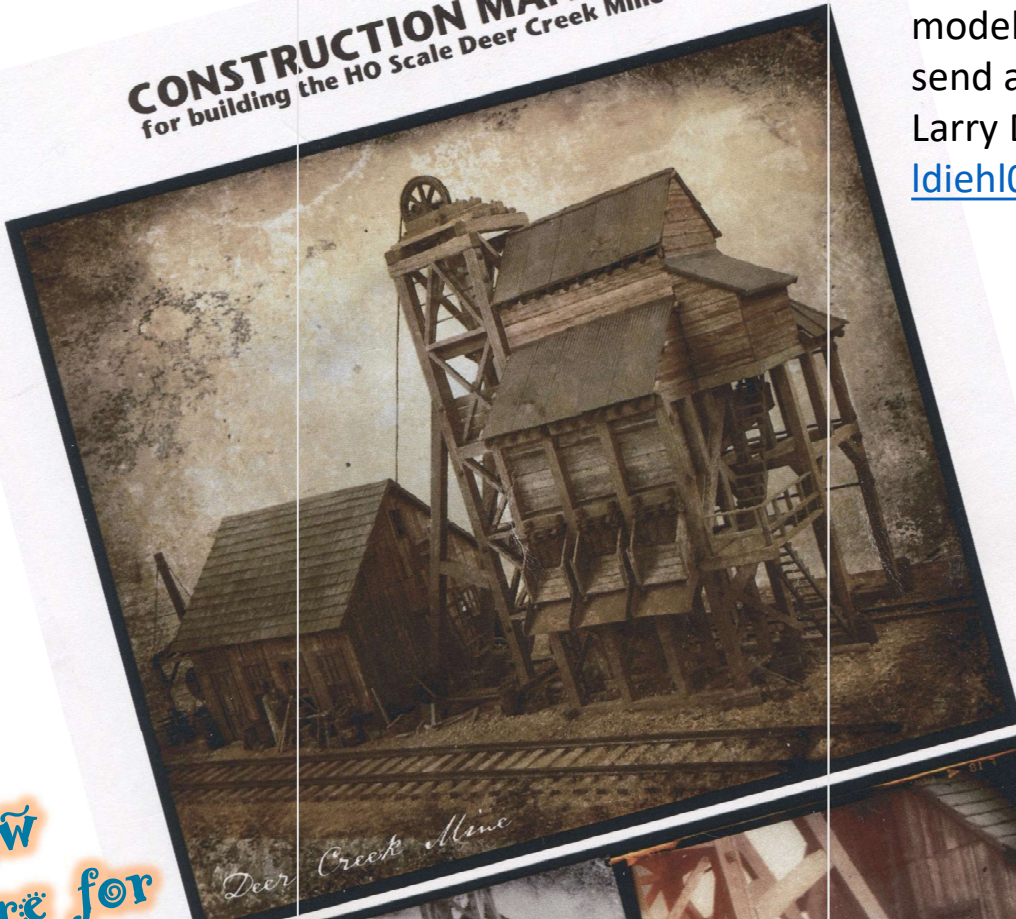
The Black Rock Chronicle

... set in the heart of the BitterRoot Mountains ...

Volume 21 - Issue 1

TUESDAY, MARCH 23, 2021

CONSTRUCTION MANUAL for building the HO Scale Deer Creek Mine



Deer Creek Mine



SierraWestTM
BY BRETT GALLANT

If you're building a model, advise me and send a few pictures.

Larry Diehl

ldieh1066@gmail.com

"A new venture for the editor"

This has some construction complexities, that a "pinhead" from Kansas will be challenged!



Lightning Slinger

Turkey Creek Division




March 23, 2021




CG&S RR

Gary Davidson's On3 Layout

*This boy just keeps on working
Just like a "Timex"!!!*



Gary collaborating with Miles Hale to print 3-D parts for his oil dock facility at Chama.



NOTICE



LCCA invites Other Train Clubs to Scranton!

The LCCA invites members of other train clubs to join in the fun and activities promised for the Scranton LCCA convention. Members of other train clubs, both local and national (ie LOTS, TCA, TTOS, NMRA, etc) have the opportunity to take advantage of a limited time opportunity. The LCCA is offering other model train club members to join the LCCA and attend the convention with a special one-time rate of \$25 for a regular membership effective from July 1, 2021 through January 1, 2022. All additional club and convention registration fees will apply. Interested train collectors and operators can sign up for this special opportunity by calling the LCCA business office from 7 a.m. to 4 p.m. (EDT) at (815) 223-0115. You may also join and register during the convention at the Hilton Hotel registration desk. This limited offer to join the LCCA and participate in the national convention will provide Scranton area train enthusiasts with a regular LCCA membership from July 1, 2021 through January 1, 2022, which will include:

- two issues of the new bi-monthly club magazine, The Lion Roars
- access to the members-only areas of the club website
- two issues of In Exchange Track for buying and selling model trains
- opportunity to purchase limited edition member-only custom Lionel merchandise
- access to the LCCA website's new Lionel digital archives featuring complete historic Lionel catalogs in enhanced color dating back to 1900

“This year, the LCCA National Convention will be dubbed the 50+1 Convention to give members a chance to celebrate last year’s cancelled 50th anniversary and commemorate our 51st year. We will be offering to ‘share the fun’ of the convention with members of all ages. One of the many highlights will be a unique modular O gauge trains layout from LCCA FastTrack® Modular Railroad club members from across the country” said LCCA President and CEO Harry Hampson. The modular layout will be available for public viewing Wednesday, July 17, at 9 a.m. through Saturday, July 20, at 3 p.m. Member attendees will be able to bring their own modules to add to this expansive layout.

To register for the 2021 LCCA convention or get more details about all of the events and the club, visit lionelcollectors.org. (#LCCA50+1)



THE TULSA UNION CONVENTION

2021 Midcontinent & Lone Star Region NMRA

June 17-20, 2021

Revised:

October 6th

to 10th

<http://www.2021tulsaunion.com/>

Hurry Hurry Hurry

There are just a few slots remaining for Pete Leach's hands-on clinic on how you too can paint your own backdrop! For the low, low price of just \$10.00, you can learn from Pete how to create a backdrop for your layout with just a few tubes of paint! Sign up now for your chance to learn from one of Lone Star Region's newest Master Model Railroaders!

And if you are thinking about registering and attending the 2021 Tulsa Union Convention next June, sign up now and take advantage of the early registration rate of \$ 60.00 available until March 1st!

While we are mindful of concerns regarding Co-Vid 19, many of us will qualify for vaccinations based on our age. So, sign up now for the convention and get your vaccination! Registration numbers will be reviewed on March 1st so we can consider the financial viability of the 2021 Tulsa Union Convention.

Should a decision be made to cancel the convention due to low registration numbers, refunds will be issued to those who have registered. Sign up now and show your support!

The 2021 Tulsa Union Convention is the joint production of the Midcontinent and Lone Star Regions, NMRA.

2021 Tulsa Union Convention

Standard Registration is \$75.00 (after July 1, 2021)
Early Bird Registration is \$60.00 (if paid on/before July 1, 2021)
Non-Rail Registration is \$30.00 (No Early Bird discount for Non-Rail)

Standard Registration

Name: _____

Address: _____

City: _____ State: _____ ZIP _____

Phone: _____

Email: _____

Non-Rail Registration

Name: _____

Address: _____

City: _____ State: _____ ZIP _____

Phone: _____

Email: _____

Registration can be paid via Paypal by clicking here [XXXXXXXX](#)

Or, You may print this registration form and submit via USPS.

For Privacy Reasons Please Email:

registrar@2021tulsaunion.com

For mailing instructions

2021 Tulsa Union Convention

Shopping Cart

Registration Fee		Quantity	Price
Standard:	(After July 1, 2021)		\$ 75.00
Early Bird:	(If Paid before July 1,2021)		\$ 60.00
Non-Rail	(No Early Bird discount for Non Rail)		\$ 30.00
Total			

Convention Shirts	With Pocket? Mark Y or N	Size	Quantity	Price
Shirts will be Navy in color		Small		\$ 32.00
		Medium		\$ 32.00
		Large		\$ 32.00
		X-Large		\$ 32.00
		2-XL		\$ 32.00
		3-XL		\$ 32.00
		4-XL		\$ 32.00
Total				

Clinic Supply Fee	Quantity	Price
Pete Leach-Backdrop Painting (Limit of 10 active participants) *Folks may audit the class on a Standing Room Only Basis		\$ 10.00 SOLD OUT

Total Registration Cost	Total
--------------------------------	--------------

Operating Session Preference (CHOOSE UP TO 3 ONLY--Final assignment based on date registration received)

Layout Name	Owner	Scale	Quantity
Tulsa Port of Catoosa RR	Dale Baker	HO	
Cherokee Sub Frisco	Steve Campbell	HO	
Santa Fe Herford Sub	Sammy Carlile	HO	
KCS 3rd Subdivision	Steve Davis	HO	
Pandara & San Miguel Rwy	Kenneth Ehlers	Sn3	
South Brooklyn Terminal	Tom Fausser	HO	
Spaendahl Yamanee & Densum	Steve Gillett	HO	
Green Country Model Railroad Club	Green Country Model Railroad Club	HO	
Tennessee Central Railway	Lane Littlefield	N	
Tulsa Junction Railway	Jon Pansius	HO	
Kansas Central Division-Coffeyville Sub	Allan Roecker	HO	
Deep River Southern	Dave Salamon	N	
Connell Northern	Sam Simons	N	
Southern Pacific	Jim Sinclair	HO	
Silverton & Lake City	David Steensland	HO3	

For Internal Use-Date Received: _____

ANNOUNCEMENT

Play with trains and get paid.

Opportunity to provide service, maintenance and upgrades to a model railroad in a business office. DC operation. Training available. Set your own schedule and service fees. Only serious inquiries. Call 816-536-9421

UPCOMING SHOW

I saw this ad in Cowcatcher magazine and it might interest some of our members. This is a reschedule of the normal December OKC meet.

OKC Model Railroad Expo
Ed Birch Sr Memorial Train Shows Presents
Rescheduled for Spring 2021
Fri May 21, 2021 - 3pm-8pm
Sat May 22, 2021 - 9am-4pm
Sun May 23, 2021 - 10am-3pm
Oklahoma State Fairgrounds
Centennial Building
609 Kiamichi Pl, OKC 73107
Admission - \$ 8.00 -12 yrs & Under Free
Layouts - Vendors - Model Train Giveaway
Vendor Tables Available - \$35.00 Each
For More Information Contact
Whistle Stop Trains - 405-842-4846

Warmer Weather!

hello
Spring!

Spring Rain!

St. Patrick's Day!

March Madness!

Time to Build RRs!

