


Lightning Slinger

Turkey Creek Division



May 2021

MONTHLY PUBLICATION OF THE TURKEY CREEK DIVISION
OF THE MID-CONTINENT REGION, NMRA
"For all gauges and all ages"

ZOOM MEETING – TUESDAY, May 25, 2021

Turkey Creek Division is planning a in-person meeting at the First Baptist Church of Kansas City, Tuesday, May 25, 2021. Zoom participation will be offered and encouraged to keep attendance below the 50 person limit set by Kansas City, and use safe social distancing.

OUR CLINIC

MAKE & TAKE CLINIC

Due to Covid-19 restrictions, for planning which room we need to use, we would like to know how many members/guests would attend in-person. RSVP Bill Humenczuk, Paymaster, at bhumenczuk@kc.rr.com. Thank you and stay healthy.

Ron Marsh
Superintendent

**FACE MASKS
REQUIRED, PLEASE ...**

Zoom Address:

<https://us02web.zoom.us/j/85080194385?pwd=MmJEdUtRQndGeDArcjdCVTVjdHk5QT09>

Meeting ID: 850 8019 4385

Password: 03

Location:

First Baptist Church of Kansas City
100 W. Red Bridge Road
Kansas City, Missouri 64114
(Intersection of Wornall and Red Bridge Road) (same as College Blvd.)

Superintendent's Report

It was great to see such a good turnout for our April meeting. It was the first time in many months that we had more attending in person than via Zoom. Steve McKee did an outstanding job presenting his clinic on how he makes Aspen trees. Rabbit bush--who knew about that?

I am very excited about the Make & Take Clinic May 25. We have twenty-three participants at present in four different scales and a wide variety of structure kits being utilized. I think the variety will make it fun to see how the different structures come together. This is also a great opportunity for those new to craftsman kits to get some experiences and to learn from the more experienced modelers among us. The combined experience of other modelers around us is our greatest asset as we seek to learn and grow in the hobby. There are some extra kits available. If you want to participate but did not sign up, please contact Larry Diehl (ldiehl066@gmail.com) to see what kits are available. Also, be sure to read the list Larry has provided in this issue of the Lightning Slinger to see what you need to bring with you to the clinic.

Of course when we talk about the Make & Take Clinic it brings us quickly to talk about the Modeling Challenge as well. This year's Modeling Challenge will be held on August 27. The challenge this year is a 12" x 12" challenge with one of the awards being best use of the Make & Take structure. Also, each person entered in the challenge will get a ticket for a drawing for one of two \$25 gift certificates. At last report thirteen people had committed to enter including four different scales. I hope to see more join this fun and enter.

One final note, at the April meeting I mentioned that I had a promo code available for Micro Mark. If you buy tools or supplies from Micro Mark, you can save 10% on most regularly priced items by using the promo code RONSTRANS at checkout. This code is good any time. I hope that brings some savings to some of you.

Rail On,
Ron Marsh, Superintendent
Turkey Creek Division, NMRA



OFFICERS

Superintendent

Ron Marsh

ronstrainsnthings@gmail.com

Paymaster

Bill Humenczuk

Clerk

Steve McKee

Division Director

John Fales

Membership Chair

Louis O. Seibel

(913)927-6850

AP Merit Awards & Achievement

Joe B. Robertson, MMR

Past Superintendent

Greg Ohlmacher

Web Master

Richard Kennedy

Lightning Slinger Editor

Larry W. Diehl

ldiehl066@gmail.com

Web

<http://www.tc-nmra.org>

**Turkey Creek Division
is a 501(C)(3)
organization**

Clerk's Report for April 27, 2021

Our Superintendent Ron Marsh called meeting to order. The modeling challenge is coming up soon August 24 and Ron will have info on it soon for you. We are giving out 2 \$25 gift certificates for the best 2. So sign up for the challenge asap and add your name to the list.

Larry Diehl needs articles for the Lightning Slinger. We all need to pitch in and help him out on this. If you're going for you MMR this is a great way to earn author points. Larry also has some pink foam he cut to 1 foot squares he will give you for free but you must come to a meeting to pick it up. So if you want some contact Larry Diehl and let him know so he can bring yours to the meeting. And be sure to let him know which building you want for the make and take clinic and also be sure to send Larry or our treasure your money for it. Be sure to make checks out to Turkey Creek.

I put on a clinic on making Aspen trees. I may have gone thru that too quickly. If anybody would like to stop by and see them or how I do it just let me know. I'm retired so can make time to walk you thru it. Also I have the clinic saved and can send you a copy of it via email if you want just let me know.



We had 17 people show up in person and I think there was about 9 or 10 at home. Some of those normally home came tonight.


Mark Juett came tonight also to give me my new cattle sound unit. It works off 6 to 16 volts and I run mine off my 12v power supply I use for switch machines and light and sound units. Mark has a lot of different ones for sale. My favorite is the welder. You get a light that is synchronized with the welding sound and I think his is the only one out there that does that. Its also set up to go off every 5 minutes. You can adjust how often they go off and also adjust the sound level. That way you don't have it driving you crazy going off constantly or you can just turn it off also. I think Larry is going to put in a list of all the sounds he has.


It was nice to see people getting out again and coming to the meeting.

Till Next Month,
Steve



Attendees of the Meeting





Lightning Slinger

Turkey Creek Division



May 25, 2021

CONGRATULATIONS



Greg Ohlmacher received three merit awards for "Structures".
This puts Greg close to having all "structures" for his AP Certificate!

Lightning Slinger

MAKE & TAKE CLINIC

May 25th 2021

YOU BRING:

Cutters – Zuron or similar
Exacto knife w/sharp blade and
razor blade holder
Razor saw
Straight edge and/or square
Tweezers
Clamps
Sand Sticks
Cutting surface as you may prefer
Eyewear – magnifiers
Rubber bands
Glue – white, yellow, 5 min epoxy
Towel – shop or paper
Stain or paint and brushes and thinner

LARRY DIEHL WILL HAVE:

Cutting boards/tiles, approx. 12" x 12"
Pounce wheel
Some square stick bracing/blocking
Extra clamps
Some white glue
Some sand sticks
Some stain colors
Some razor blades



L ightning S linger

MAKE & TAKE CLINIC

May 25th 2021

If you still want to participate, show up to the meeting ...
Larry Diehl will have some extra kits for sale.

HO = \$20 ... O = \$30

I do not have any extra N Scale or S Scale.



THE MODELING CHALLENGE GOBBLER

VOLUME 19, May 2021 ... A Randomly Occurring Notice



Keeping the BULL BUSy ...
and WATCHING HIS back

Target Date is
AUGUST 24, 2021
(this could change if church
is not available WON'T KNOW
UNTIL CLOSER to AUGUST)



Committed:

John Fales...HO
Larry Alfred, MMR...O
Miles Hale, MMR ...O
Fran Hale, MMR...?

Larry Diehl...HO
Steve McKee...O
Ray Brown...HO
Ron Marsh...N
Adam Fitzgerald...HO
Mark Juett, MMR...HO
Jason Reece...HO
Greg Ohlmacher...HO

WHO'S Next? Ross Moody...S

DON'T MISS OUT!...

Join the Fun!



2021 Turkey Creek Division Modeling Challenge

by Larry Alfred, MMR

Well, another month has gone by and we have seen several additional commitments to participate in the Challenge. Even with this, I will take this opportunity to push everyone to complete, work on, or begin a model entry for the 2021 Modeling Challenge. The Challenge is one of the highlights of the Turkey Creek Division's annual calendar. It provides an opportunity for all member to participate with others. **As an additional incentive to bring an entry, we will have a drawing for two \$25 gift certificates. Everyone bringing an entry will be eligible for the drawing.**

The Challenge will be held in essentially the same manner as in previous years. The most significant change from past years will be the limit of one-foot square for the entry base. Please don't let this be a disincentive to your decision to enter a model. It's fun! The Challenge is planned for our August 2021 meeting. This gives you plenty of time to prepare an entry, including the possibility of incorporating a make-and-take model with your entry. Just to clarify, entries will be limited to only one per person. There have been instances in the past where two entries were allowed. A limit to one entry is felt to be the fairest way to proceed.

I was asked to remind you all regarding the awards associated with the Modeling Challenge. Each year, there are six awards given as a result of the popular vote. They are:

First Place overall

Second Place overall

Third Place overall

Most Whimsical (Red Bull Award)

Best Special Effects (sound, lighting, animation)

Best use of a Make-and-Take model

As I noted last month, I will be tracking those that have committed to bringing an entry. The list of those that have committed, with the scale of the entry, will be included each month in this publication. Thanks for committing to participate! Let's continue to make this list grow!

Here is the current list. If your name is not included, it should be! We are looking for further commitments, so please get to it! E-mail me at captlalfred@gmail.com to get on this prestigious list.

EXAmPLeS OF 'X1' diSPLaYs

2021 Challenge (Repeat of the 2004 Rules)

by Rusty Rails

So, what can you build on a one square foot base? That's your challenge for the first annual Turkey Creek Division Modeling Challenge! In G scale, you could fit a RGS 50,000 gallon water tank in one square foot and not much more. In Z scale, you could probably model the Kansas City West Bottoms. In HO, you'll be somewhere in between.

There is no restriction on how high your scene can go, so you could model a mountain or a twelve story building. If you're into Colorado mining, you could put an ore mill on a mountain side with tracks at the bottom for cars to pick up the refined ore. If coastal railroading is your bag, then a pier scene may be for you. Another thought might be a scene with an overpass with a train on the lower and upper levels.


If you're into city scenes, you could model the backside of some trackside tenements with Mrs. McGurty waving at the engineer while she's hanging out laundry. Another scene that would be interesting would be a station with passengers waiting for a train or perhaps boarding a passenger train.

There is no restriction on the diorama except that the base cannot exceed one square foot – that's 12" by 12" maximum size. Can it be smaller? Sure. If you already have a base you want to use and it's 12" X 12" or less in size, that's fine. If you have a base that's 16" X 8", that's NOT FINE. Do you have to have a train on the diorama? Nope. It's up to you what to include.

The judging will be by popular vote, so crowd appeal will be the rule. There will be three places awarded for this challenge. So, if you're entering a diorama, start thinking about your model now. There is plenty of time, but don't put it off. This will be a fun event!

Ok...final plea...please participate!! It is lots of fun!

Example Award
Plaque



You take HOME the aWArds!
Join the FUN!

THE MODELING CHALLENGE GOBBLER



The Black Rock Chronicle



... set in the heart of the Bitterroot Mountains ...

TUESDAY, MAY 25, 2021



CHICKENMAN HAS been
Spotted...!
??? vacationing ???



CHICKENMAN getting
ready For SUMMER...

Lookout Beach!
Here I AM!



CHICKENMAN