

Lightning Slinger

Turkey Creek
Division



IMPORTANT NOTICE

Turkey Creek August 24th
meeting
is

CANCELLED

Modeling
Challenge
is here!
7:00 PM

August 2021

MONTH / PUBLICATION OF THE TURKEY CREEK DIVISION

OF THE MID-CONTINENT REGION, NMRA

"For all gauges and all ages"

TUESDAY, August 24, 2021

Turkey Creek Division is planning a in-person meeting at the Lakeview Village Retirement Center, 9100 Park Street, Lenexa, Kansas, Tuesday, August 24, 2021. Lakeview has requested we limit our participate to 25 persons max, and we sit in social distance fashion.

Covid strikes again!

We have no place to meet!

**Both of our possible venues
have temporarily closed to the
public for meetings/gatherings!**

Ron Marsh,
Superintendent

Zoom Address:

Address ID and passcode to be issued by email a couple of days before the meeting.

Meeting ID:

Password:

Location:

East Terrace Room, Lakeview Village
Retirement Community
9100 Park Street, Lenexa, Kansas
(one block west of 91st & Pflumm)

Lightning Slinger

Turkey Creek
Division



**We will delay the
Modeling Challenge
until
October 26th ...**

**Modeling
Challenge
is Here!
7:00 PM**

August 2021

MONTHLY PUBLICATION OF THE TURKEY CREEK DIVISION
OF THE MID-CONTINENT REGION, NMRA

"For all gauges and all ages"

TUESDAY, August 24, 2021

Turkey Creek Division is planning a in-person meeting at the Lakeview Village Retirement Center, 9100 Park Street, Lenexa, Kansas, Tuesday, August 24, 2021. Lakeview has requested we limit our participants to 25 persons maximum and we sit in a social distance fashion.

**We will plan to have our September 28th
"in-person" meeting.**

**Location to be announced!
We currently have Ken Jenkins set to
present his Part 2 - Grain Elevators ...
a very good clinic!**

**I will do my best to search out a location to
hold the next few meetings. I will keep all
the Turkey Creek membership apprised of
progress thru e-mail and
Lightning Slinger notices.**

PS: Wish me luck! 🍀

Ron Marsh,
Superintendent

Zoom Address:

Address ID and passcode to be issued by email a couple of days before the meeting.

Meeting ID:

Password:

Location:

East Terrace Room, Lakeview Village
Retirement Community
9100 Park Street, Lenexa, Kansas
(one block west of 91st & Pflumm)

Clerk's Report for July 27, 2021

Our Superintendent Ron Marsh called meeting to order. Again don't forget the modeling challenge is coming up soon August 24th. So you still have more than enough time with 4 weeks left to get it started and finished. We are giving out 2 \$25 gift certificates as a drawing.

We had about 22 people there at Lake Side tonight and I think we had about 7 at home this time.

Dale presented a good clinic on moving from one house to another and what he is going thru with tearing down his old layout and planning on the new one. He went thru and showed how he did it. He still is not moved in to the new house yet because they keep pushing back the date. Now it looks like Sept. Good luck on that Dale.

Marty Vaughn presented his clinic about the River Boats he got off E-bay from a company called Gold Rush Bay. They print 3d items and sell them on Ebay and these are full of detail and come with interiors. All you have to do is paint them. Marty showed us his bent paint brush you can buy and how it comes in handy when painting these models. Marty has been painting detail parts for farther back then I want to admit. He started out selling HO figures at local shows so he has had plenty of practice.

Before I forget we did have a short talk about having a model contest sometime in the future and also having judging for merit award judging at the contest. Jack got his award tonight for his O scale car and got 122 out of 125 points awarded to it. It even has all the underbody detail. You won't see too many that can get that many points. So think about building some of those kits you have on the shelf and putting them in for a merit award. Even if we don't do the contest Marty and a crew of judges can still get it judged for you. Just contact Marty Vaughn to get it judged.

That's all for now, Steve



OFFICERS

Superintendent

Ron Marsh

ronstrainsnthings@gmail.com

Paymaster

Bill Humenczuk

Clerk

Steve McKee

Division Director

John Fales

Membership Chair

Louis O. Seibel

(913)927-6850

AP Merit Awards & Achievement

Joe B. Robertson, MMR

Past Superintendent

Greg Ohlmacher

Web Master

Richard Kennedy

Lightning Slinger Editor

Larry W. Diehl

ldieh1066@gmail.com

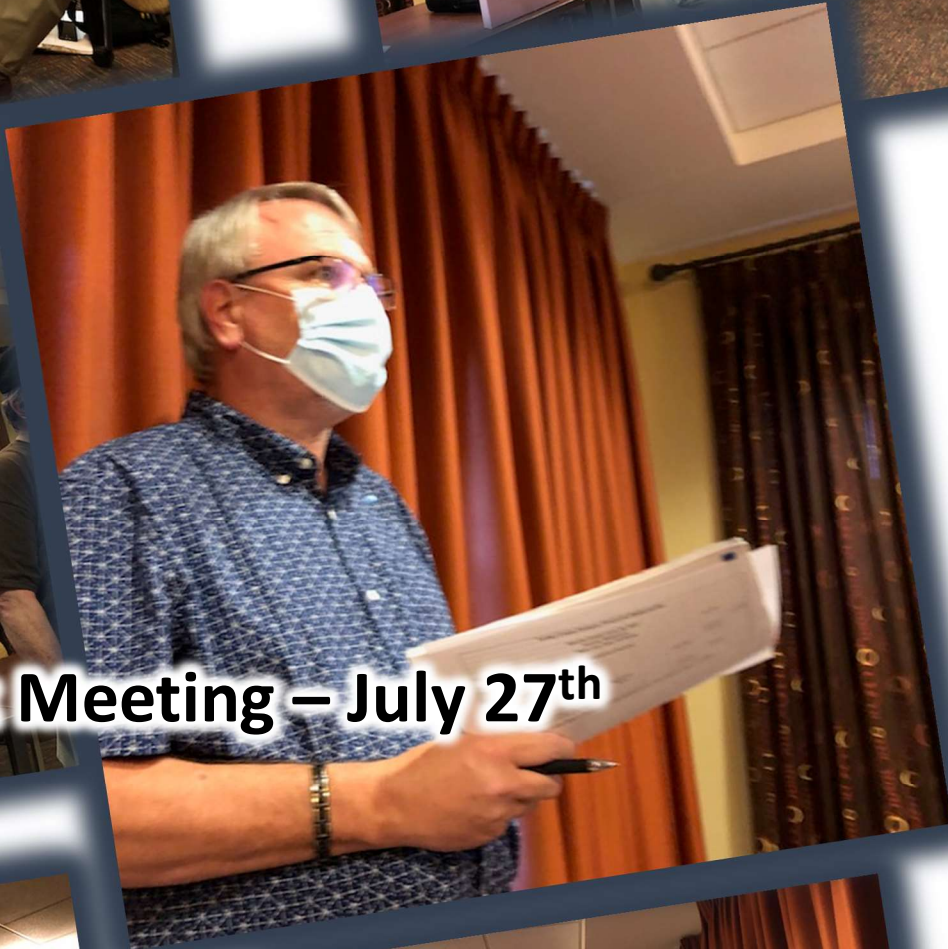
Web


<http://www.tc-nmra.org>

**Turkey Creek Division
is a 501(C)(3)
organization**



Turkey Creek Meeting – July 27th





Lightning Slinger

Turkey Creek Division



August 24, 2021

CONGRATULATIONS



Jack Ferris

Jack earned a Merit Award for a very nicely scratchbuilt passenger car. The Merit Award goes toward this AP Certificate for Cars. This model is extremely nice and earned 122 points.

CONGRATULATIONS



Lightning Slinger

Turkey Creek Division



August 24, 2021

Tank Car Oklahoma City



While traveling to Oklahoma City in December 2019 with Greg White, we visited OKC Train Museum to discover this well preserved tank car. These photos may interest you, detailing a model or just enjoying the pictures ...




Oil weight 7 to 8 lbs/gal
varies with viscosity and temperature

Crude oil at 70 to 80 deg

Weighs 7.2 lbs/gal









Lightning Slinger

Turkey Creek Division



August 24, 2021

MAKING PALLETS

by Larry Alfred, MMR

I was adding details to a structure the other day, trying to think of something seen most everywhere and easy to make. Ah! The thought of wood pallets came to mind. They are ubiquitous at most commercial and industrial facilities and should be easy to fabricate.



Fig 1

First thing to do...go to the Internet to get some background information on wooden pallets. A quick perusal gave me general information on overall dimensions and sizes of components (Fig 1). The result was 48"x48" using 2" and 4" boards. I made a simple jig for the basic frame so that I could easily make multiple pallets (Fig 2). I used 1x4's for the stringers and 1x2's and 1x4's for the deck boards...simply because that material was handy. Fig 3 shows the jig loaded with the basic framework of the pallet. Multiple pallets are shown in Figs 4 and 5. Some of the deck boards are broken to show heavy use. I used a very dilute stain of shoe dye and alcohol to weather them slightly.

Fig 2, Basic Jig


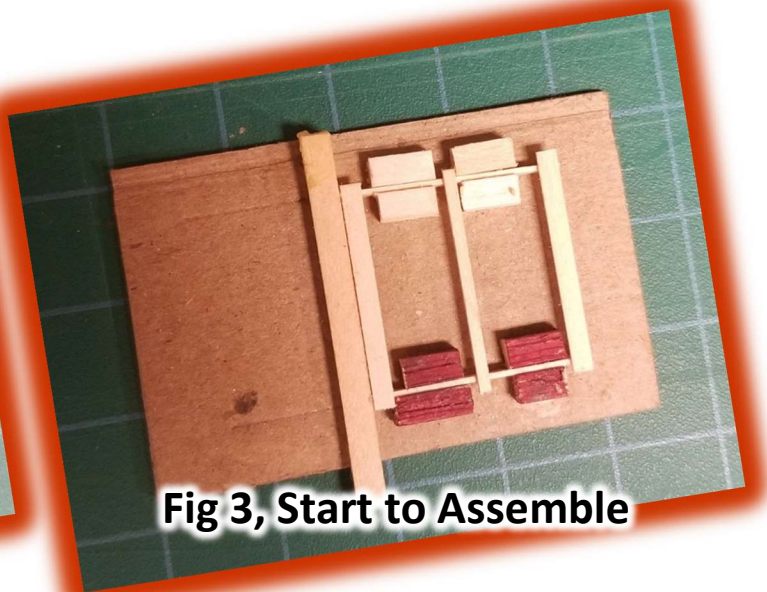


Fig 3, Start to Assemble






Fig 4




Fig 5

At this point, I showed what I had been doing with this project on a Zoom meeting with the Kansas City Narrow Gauge group (KCNG). During this mini presentation, one of the members indicated that “standard” pallets are 40”x48” rather than 48”x48”. Well...bummer! I then went back online to do a more thorough search of pallet information. This resulted in lots more info...including the table in Fig 6. So, my 48”x48” dimensions were not totally wrong, and there is a wide range of sizes employed for different products and businesses. It does appear that the 40”x48” size is most widely used. So, I modified the jig to produce the more widely used size (Fig 7). I also used more appropriately sized lumber...2x4’s for the stringers and 1x4’s for the decking. Fig 8 shows two completed pallets. Then, Fig 9 shows a group with a possible load on one.

Dimensions (W × L) in	Production rank	Industries using
40 × 48	1	Grocery, many others
42 × 42	2	Telecommunications, paint
48 × 48	3	Drums
48 × 40	4	Military, ^[4] cement
48 × 42	5	Chemical, beverage
40 × 40	6	Dairy
48 × 45	7	Automotive
44 × 44	8	Drums, chemical
36 × 36	9	Beverage
48 × 36	10	Beverage, shingles, packaged paper
35 × 45.5	Unknown	Military ¹ / ₂ ISO container, fits 36" standard doors ^[5]

Fig 6




Fig 7, Modified Jig





Fig 8, Complete Pallets

This exercise shows several things...first, how easy it is to scratch build some detail parts and, just as importantly, the amazing amount of information on any subject that is available online with a little time spent in the search. Think of something you want to make and give it a try!



Fig 9, Pallets with Load Options





Lightning Slinger

Turkey Creek Division



August 24, 2021

News
Report

THE 14TH ST. LOUIS "RPM"


RAILROAD PROTOTYPE MODELERS MEET ...

Friday, July 30, 2021
Saturday, July 31, 2021


Gateway Center
Collinsville, Illinois



Larry Alfred, Allen Pollock and Larry Diehl attended the RPM meet. Much bigger than I thought! I'm guessing, $\pm 35,000$ sf, 40 to 50 vendors, 2 operating layouts and about 1,000 detailed models on display! It was a good showing! I took some photos:



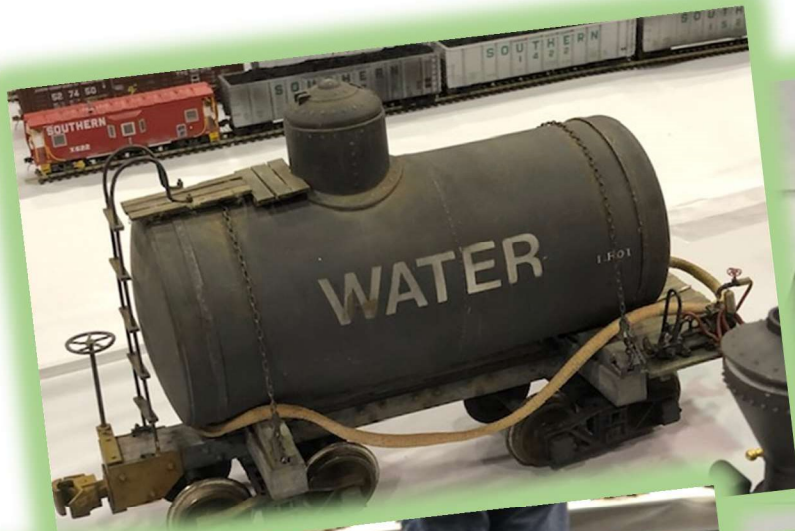
RPM Meet






RPM Meet





RPM Meet







THE TULSA UNION CONVENTION

2021 Midcontinent & Lone Star Region NMRA

August 17-20, 2021

Revised:

October 6th

to 10th

<http://www.2021tulsaunion.com/>

Hurry Hurry Hurry

There are just a few slots remaining for Pete Leach's hands-on clinic on how you too can paint your own backdrop! For the low, low price of just \$10.00, you can learn from Pete how to create a backdrop for your layout with just a few tubes of paint! Sign up now for your chance to learn from one of Lone Star Region's newest Master Model Railroaders!

And if you are thinking about registering and attending the 2021 Tulsa Union Convention next August, sign up now and take advantage of the early registration rate of \$ 60.00 available until March 1st!

While we are mindful of concerns regarding Co-Vid 19, many of us will qualify for vaccinations based on our age. So, sign up now for the convention and get your vaccination! Registration numbers will be reviewed on March 1st so we can consider the financial viability of the 2021 Tulsa Union Convention.

Should a decision be made to cancel the convention due to low registration numbers, refunds will be issued to those who have registered. Sign up now and show your support!

The 2021 Tulsa Union Convention is the joint production of the Midcontinent and Lone Star Regions, NMRA.

2021 Tulsa Union Convention

Standard Registration is \$75.00 (after July 1, 2021)
Early Bird Registration is \$60.00 (if paid on/before July 1, 2021)
Non-Rail Registration is \$30.00 (No Early Bird discount for Non-Rail)

Standard Registration

Name: _____

Address: _____

City: _____ State: _____ ZIP _____

Phone: _____

Email: _____

Non-Rail Registration

Name: _____

Address: _____

City: _____ State: _____ ZIP _____

Phone: _____

Email: _____

Registration can be paid via Paypal by clicking here XXXXXXXX

Or, You may print this registration form and submit via USPS.

For Privacy Reasons Please Email:

registrar@2021tulsaunion.com

For mailing instructions

2021 Tulsa Union Convention

Shopping Cart

Registration Fee		Quantity	Price	
Standard:	(After July 1, 2021)		\$ 75.00	
Early Bird:	(If Paid before July 1,2021)		\$ 60.00	
Non-Rail	(No Early Bird discount for Non Rail)		\$ 30.00	
			Total	

Convention Shirts	With Pocket? Mark Y or N	Size	Quantity	Price	
Shirts will be Navy in color		Small		\$ 32.00	
		Medium		\$ 32.00	
		Large		\$ 32.00	
		X-Large		\$ 32.00	
		2-XL		\$ 32.00	
		3-XL		\$ 32.00	
		4-XL		\$ 32.00	
				Total	

Clinic Supply Fee		Quantity	Price	
Pete Leach-Backdrop Painting	(Limit of 10 active participants)		\$ 10.00	SOLD OUT
*Folks may audit the class on a Standing Room Only Basis				

Total Registration Cost	Total	
--------------------------------	--------------	--

Operating Session Preference (CHOOSE UP TO 3 ONLY--Final assignment based on date registration received)

Layout Name	Owner	Scale	Quantity
Tulsa Port of Catoosa RR	Dale Baker	HO	
Cherokee Sub Frisco	Steve Campbell	HO	
Santa Fe Herford Sub	Sammy Carlile	HO	
KCS 3rd Subdivision	Steve Davis	HO	
Pandara & San Miguel Rwy	Kenneth Ehlers	Sn3	
South Brooklyn Terminal	Tom Fausser	HO	
Spaendahl Yamanee & Densum	Steve Gillett	HO	
Green Country Model Railroad Club	Green Country Model Railroad Club	HO	
Tennessee Central Railway	Lane Littlefield	N	
Tulsa Junction Railway	Jon Pansius	HO	
Kansas Central Division-Coffeyville Sub	Allan Roecker	HO	
Deep River Southern	Dave Salamon	N	
Connell Northern	Sam Simons	N	
Southern Pacific	Jim Sinclair	HO	
Silverton & Lake City	David Steensland	HOon3	

For Internal Use-Date Received:

Model Contests categories:

Steam Locomotive Diesel Locomotive Traction or Other
Locomotive Passenger Cars Freight Cars Cabooses
Maintenance of Way Structures Off-Line Structures On-
Line Bridges & Trestles Displays / Modules Favorite /
Complete TrainSpecial Awards include: Most Popular Best
in Show Participation Award Best Kit Build Model
Architecture Award Tree Award Youth & Teen Award
Novice Best of Show Bob Clarke Award Linda S. Little
Award

Photo Contests categories:

Model - Black & White Print Model - Color Print Prototype
- Black & White Print Prototype - Color Print Computer

Enhanced Arts & Crafts categories:

Arts & Crafts General Arts & Crafts Railroadana Arts &
Crafts Needlework
Arts & Crafts Theme

2021 TULSA UNION CONVENTION

[Home](#)[Clinics](#)[Layouts](#)[Contests](#)[Non-rail](#)[Timetable](#)[Register](#)[Hotel](#)[Contact](#)[Updates](#)

The Convention will be held at the

Embassy Suites by Hilton Tulsa I-44

3332 South 79th East Avenue

Tulsa, Oklahoma 74145

(918) 622-4000



Convention dates are October 6-10, 2021

Note: Group Rates are available starting October 6, 2021 for those planning to arrive early

If you made hotel reservations before February when the event was rescheduled, your reservations will be transferred to the new dates.
(you may get a confirmation email from the hotel - else it doesn't hurt to call and confirm for yourself)


Group Rates for Convention Attendees are: Double Bedroom Suite: \$111.00 King Bedroom Suite: \$106.00
Plus local tax and fees of 13.517%

Convention attendees can reserve their own rooms by calling: 1-800-EMBASSY and using the booking code TRN
or by asking for the "2021 Mid-Continent & Lone Star Regional Convention Model Rail Association" group rate.

Or you may click the 'Book Now' link below to make your reservation on-line.

Convention attendees must book their rooms before September 6, 2021 to secure the group rate.

Embassy Suites Tulsa is conveniently located by I-44 and Hwy 51. As an all-suites, full-service hotel, signature amenities include a complimentary breakfast buffet, complimentary high-speed internet, evening reception with complimentary cocktails and free parking.



**Chickenman inspecting “Big Boy”
at Union Station, Tuesday,
August 10th.**