


# **LIGHTNING SLINGER**

May 2023



## Turkey Creek Division of the



Mid-Continent Region, NMRA

*"For all gauges and all ages"*

### TC-NMRA Mtgs

#### **May 23rd**

*Make & Take: Tips & Tricks*  
*Miles & Fran Hale*

#### **Jun 27th**

*Mountain/Region Geology*  
*Greg Ohlmacher*  
*Making Kalin Steel Supply*  
*Steve McKee*

#### **Jul 25th NO MEETING**

*REGIONAL CONVENTION JUL 27th*

#### **Mtg Time:**

7:00 to 8:45pm

#### **Location:**

*Conference Room*  
*Eastside Terrace Bldg.*  
*Lakeview Village Campus*  
*Click for Google Maps*

### TC-NMRA Events

2023 Mid-Continent Region Conv.  
*Overland Park, KS July 27-29*

### RR Community

June 3rd Narrow Gauge Meet  
*Antioch Branch JoCo Library*

### WHAT'S INSIDE

- Next meeting Highlights
- Reports
- Pike Bio's, Visits, Projects
- Tributes and Legends
- Calendar
- Resources
- **NEW!** Want Ads

## **Division Meeting May 23rd, 7pm**

*(Location: Lakeview Village Campus)*

***Clinic Topic: Make & Take***

***THE KITS ARE IN!!!***

Fran & Miles Hale are no strangers to Make and Take and leading numerous construction projects at Conventions across the US. This month they will cover this years "Detail Make and Take". While everyone starts with the same Detail Kit the sky is the limit on where you can take it. Fran & Miles will give some ideas both on the kit as well as places this detail may lead you. It will be exciting to see some of the end results at this falls Modeling Challenge in October. Even if you didn't order a kit, join in to hear some ideas or even share some of your own.

***Come Join the fun!***



***Mtg Location: Lakeview Village Campus***

*See last page for details*

## ***Superintendent Report: Missy Levy***

At the last meeting, I mentioned that I excel at procrastinating. Perhaps I could even give a clinic on the subject but since I am prone to procrastinate... I doubt if you will ever see me as a clinician giving info on the subject.

Over the years, I personally have found that procrastination is either a result of poor time management or lack of clarity about what to do. I have struggled and most likely continue to struggle with poor time management - trying to get too much done in not enough time or overestimating my ability to accomplish the task in a given time frame. I was always told that "Rome was not built in a day" and I assume that a model railroad also does not get built in a day either. Model railroads are a work of art and a journey to enjoy.

Similarly, being unclear about what to do next .... stops me in my tracks (excuse the pun!) I tend to contemplate the task(s). Which one is the priority, and which one task should I do first. Sometimes I cannot see where the task is headed.

Fortunately, the Achievement Program is very well laid out and the information that Bill Scheerer presented to us earlier this year will help you take that leap toward your MMR or perhaps your Golden Spike? Be encouraged... like I tell myself... you have to start somewhere.

Happy Railroading... Missy

## ***Clerk Report: Steve McKee***

Missy called the meeting to order at 7pm right on time. She asked for new members or visitors and there were none tonight. Bill Humenczuk gave us the financial report, and everything was looking pretty good with the investments considering the economy. He has done all our tax filings. He said so far for the region show this summer we have 5 vendors signed up and 12 people registered to attend. So, get those registrations in and spread the word. It helps to know how many will be there ahead of time so we can plan ahead. So don't be one of those who waits until the last minute, to get it done.

Dale Shipman talked about the new RR museum that is going to be in Independence, Mo. From what he is telling us they have several well healed backers to fund this project along with the city of Independence and the Mayor. He said it will have about 15,000 sq ft and they are in the process of moving a MoPac Caboose there now. They hope to have a web site up by July 1. They also want to start having train shows there later on.

Bill Scheerer, our AP program director had a certificate for John Fales for Association Volunteer and a certificate for Greg Ohlmacher for Model Railroad Author. Congrats to both of them.

## Officers

### **Superintendent**

Missy Levy

*Superintendent.TurkeyCreekNMRA  
\*at\* gmail.com*

### **Paymaster**

Bill Humenczuk

*Bhumenczuk  
\*at\* kc.rr.com*

### **Clerk**

Steve McKee

*Rgssmckee  
\*at\* gmail.com*

### **Division Director**

Ray Brown

*Dir-2902  
\*at\* mcor-nmra.org*

### **Membership Chair**

Phil Stock

*Mikadoman  
\*at\* msn.com*

### **Achievement Chair**

Bill Scheerer

*Wjscheer  
"at" ieee.org*

### **Web Master**

Richard Kennedy

*Webmaster.TurkeyCreekNMRA  
<at> gmail.com*

### **Lightning Slinger Editor**

Martin Wade

*Editor.TurkeyCreekNMRA  
<at> gmail.com*

### **Web**

<http://www.tc-nmra.org>

### **Turkey Creek Division**

*is a 501(C)(3) organization*

---

Larry Alfred spoke about the upcoming regional convention and the web site for it. He too was asking for people to go ahead and sign up for it, so we have a good idea what needs to be planned for like food. The show is July 27 to the 29th. He is also looking for volunteers to help in a few areas. You can earn more volunteer points at a Regional show then you can at our local shows so if you still need some this is a great way to add to your total.

Chuck Hitchcock gave a great clinic on Operations on his Ottawa Junction RR. He went through and showed how he came up with the plan and took it all the way to being pretty much complete today. It's amazing what he got done in 2 years. I hope most of you got to see it. Maybe Martin recorded it to put in on our web page. (ED: he did)

Marty Vaughn couldn't give his clinic tonight so Larry Diehl filled in with a mini clinic about how to take a rather plain building and spruce it up and make it more of an eye catcher with added details and his famous shadow lines. He showed a Finescale Miniatures kit he put together and compared it to the one Finescale uses for their display. And it does make a big difference. The most amazing thing was he did all this in the time given to him, 15 minutes. Normally his 15 minute clinics turn to 45 minutes but they are always interesting and he has a lot to teach us. One of the things he covered was never line buildings up with the edge of the layout. Put them in at an angle because it makes it more interesting.

That's it for April, Steve

### ***Paymaster Report: Bill Humenczuk***

Turkey Creek Division ended the first quarter of 2023 in excellent financial condition. We have begun receiving registrations for the 2023 Mid-Continent Region Convention with four vendors paying for 12 tables and 13 individual registrations received through April 22. These registrations increased our checking account balance enough that I transferred some funds into our money market account which is now earning 3.95%. Our mutual fund recovered some of the value it lost in 2022 and the annualized return on our investments during the first quarter was 11.5%. I filed the IRS Form 990 for Turkey Creek in March and the annual business filing with the Kan-

sas Secretary of State was made in April. Full financial statements are available on request.

### ***Member Chair: Phil Stock***

As membership chairman I would like to let everyone know that we have nine new members join for this year. Please welcome:

Dan Munson, Rob Hinton, Karl Bitter, Jeffrey Burrell, Margaret Burrell, Patrick Beaty, Jan Brocker, Llewellyn Waters, Jonathan Brodtkin.

Whenever we have a new member, we send out a welcome letter inviting them to attend our monthly meetings and participate so they will be engaged with us and make the hobby more enjoyable for all. I have also created a map and list of members by city in case anyone wishes to find fellow modelers in their area. If interested, see me and I can provide you with the contact info. We are dedicated to keeping your information as private as possible so we will only share your information if you approve. This is the only way we will give out your PI.

I'm also considering gathering information from each of you on your modeling preferences like scale, gauge, SIG, etc. so that when new or existing members want to find like-minded members, we can assist in that venture. You will have an opportunity at the May meeting check-in, to list this information for us if desired.

As always, feedback is good, as we strive to make Turkey Creek a fun and engaging division. Until the next freight movement... Phil

### ***Achievement Chair: Bill Scheerer***

We are off to a great start for 2023 as we had three certificate awards for the month of April. It was great to recognize those achievements at our April meeting. I am hoping that some other members are making progress toward earning an AP Certificate or are looking into earning the Golden Spike Award. I will be happy to address any questions they may have or arrange for merit judging when needed.

Don't forget that by volunteering to help with the Regional Convention in July you can earn points toward the Association Volunteer AP Certificate, so volunteer ASAP. Bill



**SPECIAL  
EDITION**

# **LIGHTNING SLINGER HEADLINE NEWS**



## **SPECIAL ARRIVAL**

Time	Number	Train
1:55	6537	
2:02	3626	MISSOURI
2:11	163	MODEL
2:38	164	RAILROAD
2:50	464	MUSEUM
2:55	6541	



**EXTRA! EXTRA!**

**HEAR ALL ABOUT IT!**

**"A new railroad history museum is coming to the Kansas City area. Its central purpose is to display authentic railroad artifacts along with having an operating model railroad. Discover more about this new railroad museum at the next NMRA meeting."**

**Dale Shipman & William Siegel  
NMRA Turkey Creek Division Members**



**Achievement Program** Bill Scheerer MMR  
*pictures by Richie Kennedy*



**John Fales**  
**Association Volunteer**  
**AP Certificate**

**Gregory Ohlmacher**  
**Model Railroad Author**  
**AP Certificate**



**Cynthia Priest**  
**Chief Dispatcher,**  
**Association Volunteer,**  
**& Model Railroad Author**  
**AP Certificates**

***Make sure to check out the May NMRA Digital Magazine as Cynthia has a complete article on her MMR Destination and the Dispatching Certificate***


---

**February Meeting Highlights** submitted by Audrey Mennenga

***New/Old Business & Clinics***

***Dale Shipman***

***"Something big is coming!"***



***Operations***

***Ottawa Junction***

***Chuck Hitchcock***

***Use of Angles  
& Shadow Lines  
Larry Diehl***






# Project Summary: Building Pallets Larry Alfred, MMR

I was adding details to a structure the other day, trying to think of something seen most everywhere and easy to make. Ah! The thought of wood pallets came to mind. They are ubiquitous at most commercial and industrial facilities and should be easy to fabricate.

First thing to do...go to the Internet to get some background information on wooden pallets. A quick perusal gave me general information on overall dimensions and sizes of components (Fig 1). The result was 48"x48" using 2" and 4" boards. I made a simple jig for the basic frame so that I could easily make multiple pallets. I used 1x4's for the stringers and 1x2's and 1x4's for the deck boards...simply because that material was handy. Fig 2 shows the jig loaded with the basic framework of the pallet. Multiple pallets are shown in Figs 4 and 5. Some of the deck boards are broken to show heavy use. I used a very dilute stain of shoe dye and alcohol to weather them slightly.



At this point, I showed what I had been doing with this project on a Zoom meeting with the Kansas City Narrow Gauge group (KCNG). During this mini presentation, one of the members indicated that "standard" pallets are 40"x48" rather than 48"x48". Well...bummer! I then went back online to do a more thorough search of pallet information. This resulted in lots more info...including the table in Fig 3. So, my 48"x48" dimensions were not totally wrong, and there is a wide range of sizes employed for different products and businesses. It does appear that the 40"x48" size is most widely used. So, I modified the jig to produce the more widely used size. I also used more appropriately sized lumber...2x4's for the stringers and 1x4's for the decking.

Dimensions (W x L) in	Production rank	Industries using
40 x 48	1	Grocery, many others
42 x 42	2	Telecommunications, paint
48 x 48	3	Drums
48 x 40	4	Military, <sup>[4]</sup> cement
48 x 42	5	Chemical, beverage
40 x 40	6	Dairy
48 x 45	7	Automotive
44 x 44	8	Drums, chemical
36 x 36	9	Beverage
48 x 36	10	Beverage, shingles, packaged paper
35 x 45.5	Unknown	Military <sup>1</sup> / <sub>2</sub> ISO container, fits 36" standard doors <sup>[5]</sup>









Fig 6 shows two completed pallets. The remaining photos show a possible load and some placements on a model.

This exercise shows several things...first, how easy it is to scratch build some detail parts and, just as importantly, the amazing amount of information on any subject that is available online with a little time spent in the search. Think of something you want to make and give it a try!



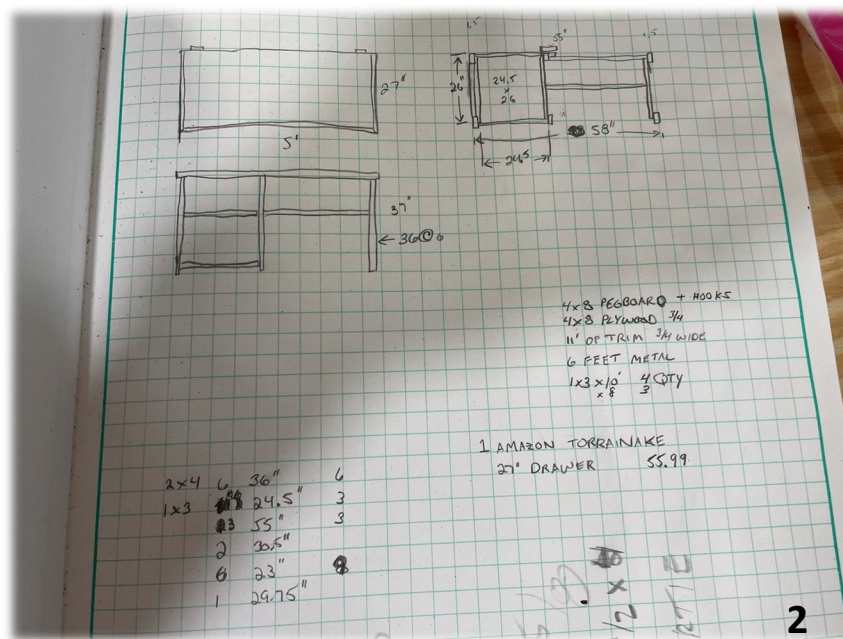


## Project Summary: “Workspace Needed” Phil Stock

This topic started out innocently enough. We moved to a new house and brought several sets of cabinets to use in the new train room and workshop. Both rooms needed to be finished before I could use them. But that's where we delve in. Everyone needs a flat sturdy surface to work on train related projects. Some people buy commercial items, and some build it from scratch and there are those that use both. We are all woodworkers so don't be afraid to build it yourself. All of mine are home-made. Who would throw away perfectly good cabinetry? Picture 1 shows the set of cabinets I brought from the old house. It consists of two base cabinets covered by a



solid core door from Habitat for Humanity for about \$20. Cheap enough. I edged it with 1x2s. I also had some overhead cabinets that I hung from the old house. The workshop is another story. I also had some extra overhead cabinets that I decided to hang above my workbench. This is probably overkill but it was reassembled, again from the old house. As I was planning, I decided I wanted the spray paint booth in the workshop and not in the train room, but I didn't have anything to put it on. I searched the internet for something that would work but I couldn't find anything 6 ft wide. The gears started to turn. I figured I could build it to fit my needs. Let's see, the countertop didn't need to be super heavy because I wouldn't be hammering on it, I could build it to fit some nice organizers into it, put a back to hang tools and maybe a shelf or two for paints. I dragged out the graph paper and started the design. I compiled a parts list once I had the design and figured out what length of lumber I needed. Photo 2 shows the basic design I had prior to the final assembly.



Photos 3 and 4 show the workbench as is. I still need to run the exhaust out to a dryer vent. I think it is a success and look forward to using it. Unfortunately, now is the time for working on the exterior of the house before it gets too hot. Oh well. In the meantime, every time I go in there I chuckle because I don't think I have ever been this organized.

If you can't find what works for you, don't be afraid to make one that meets your needs. Now if I can just remember to use all those cool tools when they are most useful. That's another story. See everyone at the next meeting. Phil



## Project Summary: “Workspace Needed” Phil Stock






## Layout Update: RGS & DRGW RR Steve McKee

*Pictures by Miles Hale*

Previously, Steve took us all on a tour of his On3 layout the RGS & DRGW RR. Recently, he submitted some highlight pictures including some fantastic night scenes and scenes overloaded with details. Jump on board as we travel around the recent updates on his layout and be inspired to add lighting to gain a whole new world at night and never forget the “details”!





## Layout Update: RGS & DRGW RR Steve McKee



---

# 18<sup>th</sup> Annual KCNG Narrow Gauge Meet

## ***An invitation to all Narrow Gaugers (and all other model railroaders, too!),***

The Kansas City Area Narrow Gaugers (KCNG) will host their **18<sup>th</sup> Annual Narrow Gauge Meet on Saturday, June 3, 2023**. The meet will be held at the Antioch Branch of the Johnson County Library at 8700 Shawnee Mission Parkway, Merriam, Kansas. To get there, take the Shawnee Mission Parkway exit east from I-35 to Antioch (about ¼ mile), turn left on Antioch, and then turn left again into the library.

The fun will begin at 9:00am with registration and socializing. We will have clinics in the morning. A lunch will be provided near noon. A Show-and-Tell session will be held after lunch. Please bring something to display and share with the group. We will then have model railroad layouts available to visit during the afternoon. Meet activities will wind down at about 5:00 pm.

### **Planned layouts will include:**

- Shelly Levy – On3 D&RGW
- Dale Phetteplace – HO Western Maryland
- Others TBD

### **Planned clinics will include:**

- TBD (Always looking for clinics...if you would like to present one, please let me know)
- Mini-Clinics
  - o Larry Patch
  - o Larry Alfred
  - o Martin Wade
  - o Miles Hale

***Advance registrations are required by May 30, 2023, so that we can plan for lunch.***

**Cost: \$10.00 (includes morning donuts/coffee and lunch).**

### ***Mail registration with your check to:***

Make checks payable to Larry Alfred  
Larry Alfred  
14633 S. Chalet Drive  
Olathe, KS 66062

For any of you coming in from out of town on Friday night, please consider joining us for barbeque at Jack Stack restaurant. Contact me for details.

It should be a great day to share narrow gauge modeling and conversation. You are all invited to participate!! Email me off line ([captlalfred@gmail.com](mailto:captlalfred@gmail.com)) if you have questions. Hope to see you on June 3.



***CLICK FOR [2023McoRconvention.com/](http://2023McoRconvention.com/)***

***Check for all the latest News, Layout Tours, Clinics, Schedule, and more!  
Please signup Now to help us coordinate the convention. [Registration Link](#)***

***Mark  
Your  
Calendar***



***Mark  
Your  
Calendar***

## **Kansas City Flyer 2023 NMRA Mid Continent Region Convention**

*Hosted by*

**Turkey Creek Division**

**July 27-29, 2023**

*To be held at*

**Holiday Inn & Suites**

**8787 Reeder Street**

**Overland Park, KS 66214**



### **Who**

The Turkey Creek Division and the Mid-Continent Region, NMRA, cordially invite you to join us at the "Kansas City Flyer 2023", MCoR Annual Convention in Overland Park, Kansas from July 27-29, 2023.



### **What**

The convention will include a full slate of clinics, home layout, and prototype tours, a non-rail program, and a full model and photo contest. The Trade Show will include 7,000 square feet of vendor tables and operating layouts.



### **Where**

The event will take place at the Holiday Inn & Suites, 8787 Reeder St., Overland Park, KS 66214, which is easily accessible from I-35 at 87th St. in Overland Park. Registration forms for the convention and the Holiday Inn are coming soon.



### **Stay Tuned**

The convention team is working hard to arrange an event that will allow us all to share and learn ideas and techniques, see old friends, and make new ones. Save these dates and stay tuned to this website for more information regarding the schedule, clinics, tours, and trade show vendors.

[CLICK FOR 2023McoRconvention.com/](http://2023McoRconvention.com/)

Check for all the latest News, Layout Tours, Clinics, Schedule, and more!  
Please signup Now to help us coordinate the convention. [Hotel Registration Link](#)

Mark  
Your  
Calendar



Mark  
Your  
Calendar

## Kansas City Flyer 2023 NMRA Mid Continent Region Convention

Hosted by  
Turkey Creek Division  
July 27-29, 2023  
To be held at  
Holiday Inn & Suites  
8787 Reeder Street  
Overland Park, KS 66214

### Registration Form

Name of Primary Registration: \_\_\_\_\_ NMRA #: \_\_\_\_\_  
NMRA membership required to enter model contest.

Spouses' Name (if attending): \_\_\_\_\_

Name of other registrants: \_\_\_\_\_

(Spouse will receive a complimentary pass for admission to the train show and contest room. Extra fare participation must be purchased for each person attending these events.)

Address: \_\_\_\_\_ City: \_\_\_\_\_ State: \_\_\_\_\_ Zip: \_\_\_\_\_

E-mail: \_\_\_\_\_ Phone: \_\_\_\_\_

#### Registration Fee (NMRA membership number required for reduced registration fee.)

NMRA member \$95.00 per person (Includes Banquet)

Non-member - \$110.00 per person (Includes Banquet)

Banquet Choice (choose one per person) \_\_\_\_\_ Chicken \_\_\_\_\_ Shrimp Pasta \_\_\_\_\_ Vegetarian

Cost	# Tickets	Total Cost

#### Extra Fare Reservations:

Banquet only - \$35.00 per person

Banquet Choice (choose one per person)

\_\_\_\_\_ Chicken \_\_\_\_\_ Shrimp Pasta \_\_\_\_\_ Vegetarian

Lunch \$20.00 per person

Lunch Choice (Friday) (choose one per person)

\_\_\_\_\_ Italian Sub \_\_\_\_\_ Chicken Wrap \_\_\_\_\_ Veggie Wrap

Lunch Choice (Saturday) (choose one per person)

\_\_\_\_\_ Italian Sub \_\_\_\_\_ Chicken Wrap \_\_\_\_\_ Veggie Wrap

--	--	--

--	--	--

TOTAL REGISTRATION:		

#### Vendor Tables:

Train Show - Friday July 28th and Saturday July 29<sup>th</sup>

\$30.00 per table

# Tables \_\_\_\_\_

VENDOR REGISTRATION \_\_\_\_\_

Send Completed Registration Form and payment to:

Bill Humenczuk

8624 W 116<sup>th</sup> Street

Overland Park, KS 66210-2828

Make checks payable to: Turkey Creek Division

For additional information contact Larry Alfred

(913)782-6584

[caotiafred@gmail.com](mailto:caotiafred@gmail.com)

MAKE HOTEL RESERVATIONS WITH HOTEL

Holiday Inn & Suites

8787 Reeder Street

Overland Park, Kansas 66214

(913)888-8440

Rate: \$99.00 (includes breakfast)

Ask for MCoR group rate

To register online:

<https://tinyurl.com/ak5d4w7a>



*How I Built Elevators  
and Feed Mills  
on the Kansas Division  
of the Rock Island*

*Part I  
Small Rural Wood & Metal Silo Elevators*

by Ken Jenkins

1



Frisco Interlocking Tower PB at Paola, Kansas  
By  
Richard E. Napper, MMR



## CLINICS

# YOU ARE NEEDED

Hand-Laying Turn-outs



By Brad Morneau

**Clinic in Sacramento**  
*"The Art of Illusion"*  
How to Create Interest

I think reference to ILLUSION is misleading.

better is "artistic twist" to create visual interest.

- ❖ angle the view
- ❖ let scenes interrupt the view
- ❖ avoid parallel track to layout edge
- ❖ develop focal points  
concentrate activity & details at points

Sign up now to show your stuff at the  
2023 Mid-Continent Regional Convention

July 27 –29th Overland Park, KS

Help us "show off" Turkey Creek by helping present a clinic or  
open your home for a layout Tour.

*Please Contact:*

Miles Hale: **Clinics** [mileshale "at" sbccglobal.net](mailto:mileshale@sbccglobal.net)

Steve McKee: **Layout Tours** [rqssmckee \\*at\\* gmail.com](mailto:rqssmckee@gmail.com)

**Layout Tour  
List Complete**

## LAYOUT TOURS





## Turkey Creek Call Board (Calendar)

**Please update your calendars.** We have locked in the Division Meeting dates and will be filling in the Clinics & Topics over the next Month. ***Don't miss the best time to TALK TRAINS!!!***

**RESERVE THE DATE July 27-29** MCoR Regional NMRA Conv. **HERE** in Overland Park, KS

Date	Event	Time	Location	Topic	Clinician
Jan 24th	Division Mtg	7 -8:45 pm	Lakeview Eastside Terr	CS&G History, Planning, & Building (Part 1)	Gary Davidson
Feb 28th	Division Mtg	7 -8:45 pm	Lakeview Eastside Terr	Master Model Railroader: Intro Mini Clinc: Tarpaper & Crossing Make & Take Introduction	Bill Scheerer Larry Diehl Miles Hale
Mar 28th	Division Mtg	7 -8:45 pm	Lakeview Eastside Terr	Building CTC Layout Panels Steel Casting Hvy Duty Flat Cars Make & Take: Final Selection	Stephen Priest Mike Brusky Miles Hale
Apr 25th	Division Mtg	7 -8:45 pm	Lakeview Eastside Terr	Operations: Ottawa Junction Making People	Chuck Hitchcock Marty Vaughn
May 23rd	Division Mtg	7 -8:45 pm	Lakeview Eastside Terr	M&T: Construction Tips	Miles Hale
Jun 27th	Division Mtg	7 -8:45 pm	Lakeview Eastside Terr	Mountain/Region Geology Making Kalin Steel Supply	Greg Ohlmacher Steve McKee
Jul 25th	No Division Mtg ---				
July 27-29th	MCoR Regional NMRA Convention		Holiday Inn Overland Park, KS	Region event with Clinics, Lay-outs and Modeling Contest	Larry Alfred
Aug 22nd	Division Mtg	7 -8:45 pm	Lakeview Eastside Terr	Mini Clinics: Doors/Window & Paper Castings Operations	Larry Diehl Gary Hankins
Sept 26th	Division Mtg	7 -8:45 pm	Lakeview Eastside Terr	JMRI: A Java Model RR Interface Simple JMRI Implementation	Mark Juett Martin Wade
Oct 24th	Division Mtg	7 -8:45 pm	Lakeview Eastside Terr	Modeling Challenge	Larry Alfred
Nov 28th	Division Mtg	7 -8:45 pm	Lakeview Eastside Terr	3D Printing TBA	John Fales TBA
Dec 12th	Division Mtg	7 -8:45 pm	Lakeview Tree Top Room	Holiday Social	

---

## Turkey Creek Lightning Slinger

Our Lightning Slinger is published monthly and is a great place to learn and share information. The “value” of this newsletter lies solely in the contributions each of you offer to our Division. This newsletter has a great sampling of Events, Models, Layouts, and Bio’s. Please find your “Track” to add to our “Layout” and send your ideas and articles to the Editor. [Editor.TurkeyCreekNMRA <at> gmail.com](mailto:Editor.TurkeyCreekNMRA@gmail.com)

---

**Don’t Lose your Slinger to the SPAM monster**

***Please ADD “Editor.TurkeyCreekNMRA@gmail.com”***

***to your Contact list on both your PC and on your Phone.***

***This will assure our Newsletter and General communications do not fall into the dreaded SPAM folder.***

---

**Great Connections:** *(use these links for great connections)*

**NMRA Turkey Creek Division Website:**

[www.TC-NMRA.org](http://www.TC-NMRA.org)

**NMRA Turkey Creek Division Facebook:**

[NMRATurkeyCreek](https://www.facebook.com/NMRATurkeyCreek)

**NMRA Mid Continent Region Website:**

[www.MCoR-NMRA.org](http://www.MCoR-NMRA.org)

**NMRA Organization Website:**

[www.NMRA.org](http://www.NMRA.org)

**More Information:** *(use these links to get started in Model Railroading)*

**[NMRA Membership information](#)**

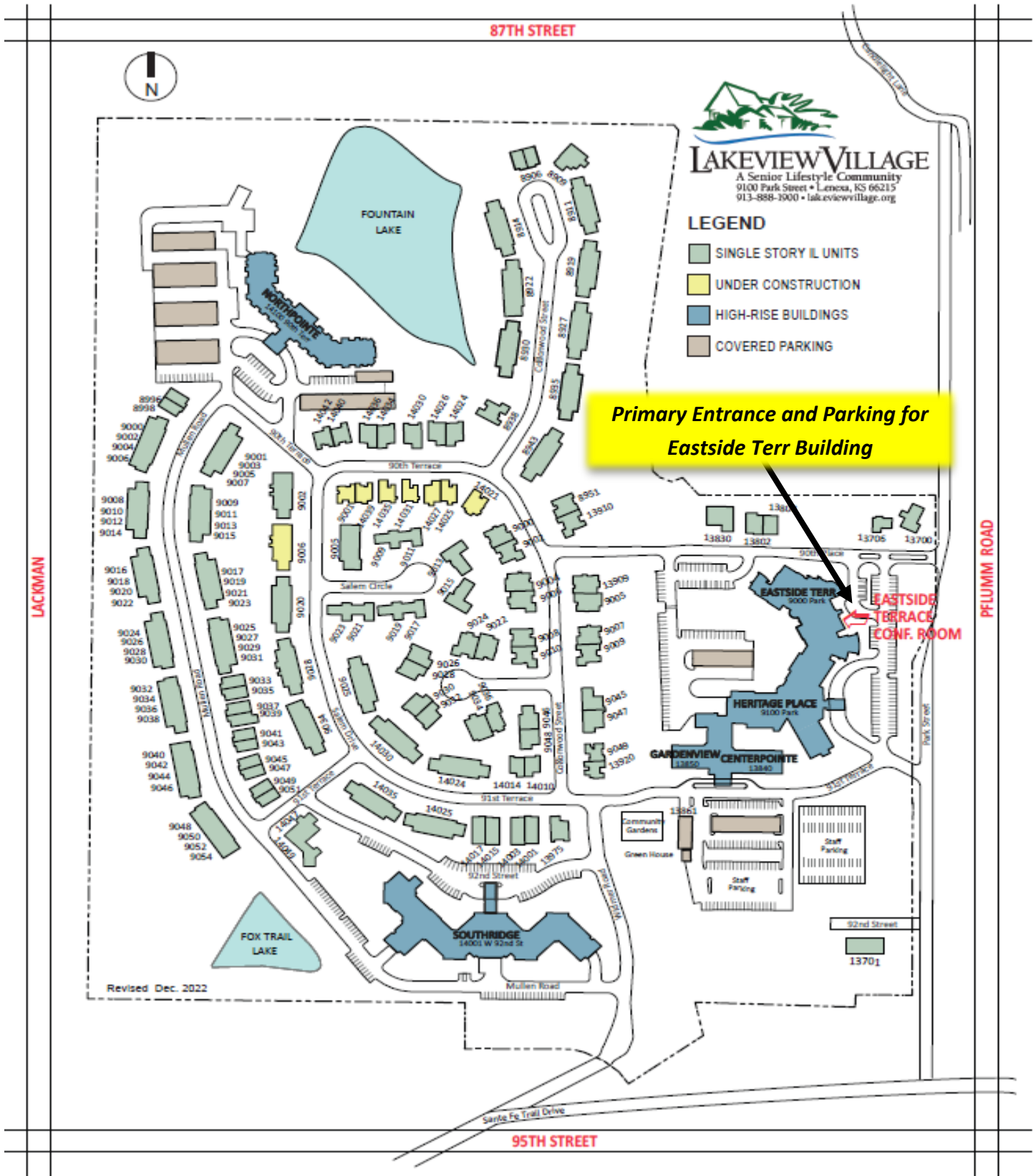
**[NMRA Beginners Guide](#)**





***Our New Meeting Location is at the Lakeview Village Senior Community. The meeting will be located in the Conference Room of the Eastside Terrace Building. Parking and Main Entrance are shown below.***

***Mapping Address:*** [9000 Park St., Lenexa, KS 66215](https://www.google.com/maps/place/9000+Park+St,+Lenexa,+KS+66215) [Click for Google Maps](https://www.google.com/maps/place/9000+Park+St,+Lenexa,+KS+66215)



---

## Want Ads:

### **FOR SALE: O Scale Quality Collection**

The models presented here are from the Larry Moore collection. Larry passed away just a few short years ago in his 90's. His family has pondered the best way to deal with the collection. Larry's focus was O Scale and he had several quality brass pieces, some many believed to be "Max Gray". I'm not experienced enough about O Scale to verify/confirm manufacturers/importers.

Larry was a very good modeler and won some national NMRA awards for his scratchbuilt passenger car and other models, several years ago. That model is being retained by his son Kris. Several engines in Larry's collection were modified by Larry's handiwork, some only minor.

Many of his freight cars are scratchbuilt wood and brass, some were kits, some were RTR brass, some were all brass.

Most painting of the engines and cars were done by Larry and as I observed, appears very well done. Including decals/lettering. The steam engines are exquisite. The cab forward is excellent! Most models were not weathered. Some weathering very mildly applied.

He was a part of several O Scale groups in the Kansas City area to include the group at Union Station during the 1960's and 70's.

If you have serious interest, please contact Larry Diehl, 816-804-0152 to arrange a site visit.





## Want Ads:





Want Ads:





Want Ads:

