



LIGHTNING SLINGER

December 2023



Turkey Creek Division of the



Mid-Continent Region, NMRA

“For all gauges and all ages”

TC-NMRA Mtgs

Dec 12th

TC Holiday Social
Exploring Golden Spike
National Monument
Adam Fitzgerald

Location:

Tree Top Room 5th Floor
Southridge Highrise Bldg.
Lakeview Village Campus

Mtg Time: 7:00 to 8:45pm

2024 Meetings begin

Jan 23rd

Our Lucky Day at the Cass RR
Miles Hale

Feb 27th

HO Kit History
Larry Diehl

RR Community

May 13th 2023—Jan 13th 2024

Summer: Trains Transportation
& Transformation of Johnson Co.
JOCO Arts & Heritage Center
8788 Metcalf Ave Library

Feb 3rd/4th Train Show

Wichita KS
Chisolm Trail Div. NMRA

WHAT'S INSIDE

- Next meeting Highlights
- Reports
- Pike Bio's, Visits, Projects
- Tributes and Legends
- Calendar
- Resources
- Want Ads

Division Meeting Dec 12th, 7pm

**(SPECIAL Meeting Location: Southridge Building
Lakeview Village Campus)**



Turkey Creek Holiday Social!

Join us in the special Holiday meeting to relax, eat, socialize, and remember our year full of trains.

Special “Year in Review” slideshow by Audrey Mennenga and our very special youth clinic listed below.

Please bring a plate of finger food to share --- savory, salty or sweet. Friends and Family are welcome. And PLEASE NOTE THE LOCATION!

Special Youth Holiday Clinic:

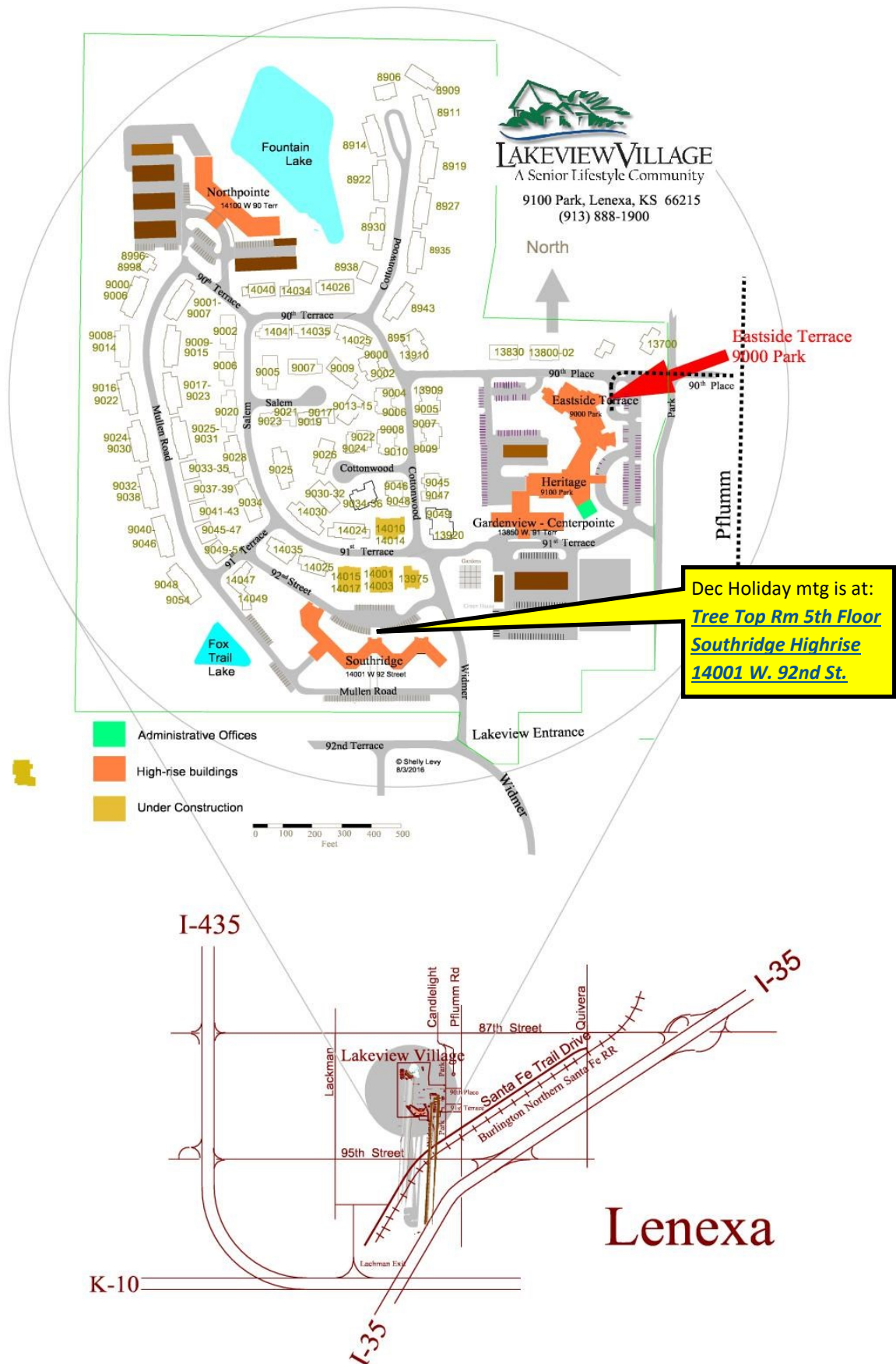
Exploring the Golden Spike National Monument

Adam Fitzgerald will be sharing pictures and information from his trip to the Golden Spike Museum. What a wonderful way to celebrate our Holiday meeting with a clinic from one of our aspiring young model railroaders. It's been awesome to watch Adam's growth in model building and now we welcome him to the “Clinic” stage.

Come Join the fun!

**SPECIAL Mtg Location: Southridge Building
Lakeview Village Campus**

See next page for details



Superintendent Report: Missy Levy

As we are wrapping up the year, I hope you are taking a look at what other modelers are selling/swapping. Have you been making your list and checking it twice for all the great railroad finds? I am always amazed at the technology that evolves and how it impacts model railroading. John Fales did a fantastic clinic on 3D printing, the different types of printers and how they work. Miles Hale is also an expert in this technology and if you see Miles' modeling... you would be impressed! Whether you do 3D printing, kits, or scratch built models... the winter months are upon us, and what better way to spend an evening in the warmth of your home, building a model! Perhaps it will be counting towards one of your achievement certificates or your MMR?

The wonderful update on the Missouri Model Railroad Museum in Independence is fostering the education of the Trails becoming the Rails in this country. Will Siegel and Dale Shipman excitedly shared about the museum's progress for the grand opening next May. Naturally, they are recruiting volunteer involvement as well as financial donations to this 501c3 charity. Let's get Kansas City on the map as a great railroad town and create a great tourist destination.

Hoping to see all of you at the Holiday Gathering on Dec. 12. Bring a plate of finger food to share --- savory, salty or sweet. We have a speaker and slideshow scheduled this night along with great connections and munchies. Friends and Family are welcome.

Keep on Railroading....

Missy

Clerk: Steve McKee

Missy brought the meeting to order at 7pm. We had no new members or visitors. She informed those of us who had not heard that one of our longtime members Jack Rosenfield had passed away and also, Jim Eudaly's wife had just passed this week. There was no old business to discuss. The only new business was the election of officers for Turkey Creek as follows, for Superintendent; Martin Wade, Treasurer; Bill Humenczuk, Clerk; Steve McKee and it was rumored that the Division Director Ray Brown's job was a 5 year position but that's only a rumor. He is in his 2nd year of a 3 year term. We had 34 people in attendance and 7 more on zoom.

John Fales gave us a excellent clinic on 3D printing. He went thru and showed the different types of machines you can buy along with about what they cost. He also showed how they work and talked about the cost of supplies to run them. With manufactures retiring or just

Officers

Superintendent

Missy Levy

*Superintendent.TurkeyCreekNMRA
at gmail.com*

Paymaster

Bill Humenczuk

*Bhumenczuk
at kc.rr.com*

Clerk

Steve McKee

*Rgssmckee
at gmail.com*

Division Director

Ray Brown

*Dir-2902
at mcor-nmra.org*

Membership Chair

Phil Stock

*Mikadoman
at msn.com*

Achievement Chair

Bill Scheerer

*Wjscheer
"at" ieee.org*

Web Master

Richard Kennedy

*Webmaster.TurkeyCreekNMRA
<at> gmail.com*

Lightning Slinger Editor

Martin Wade

*Editor.TurkeyCreekNMRA
<at> gmail.com*

Media Audio/Video Chair

Audrey Mennenga

Web

<http://www.tc-nmra.org>

Turkey Creek Division

is a 501(C)(3) organization

shutting down this is a great way to get those special parts we need for our hobby that nobody makes. For special short runs a person could start a little business and earn some extra money doing this in retirement. Most model builders that put out kits have found it pays to do short runs of models or kits. Since they are limited people who would normally say "I'll get one later on" go ahead and get one now because if they don't it won't be there later. A lot of building kits are limited to runs of only 100, sometimes less. John has been using this in his business as a dentist for a long time so if you have any questions reach out to him.

The next clinic was on the Midwest Model Railroad Museum by Dale Shipman and Will Siegel, and they gave us all the updates on what they are doing at the Museum. They even showed us a preview of a potential Lay-out plan. They plan an opening on National Train Day May 11th, 2024. 2024 should be a very exciting year for the Museum.

That's it for now, Steve

Here are your official Officers for 2024

Turkey Creek 2024 Positions

<i>Superintendent:</i>	<i>Martin Wade</i>
<i>Paymaster:</i>	<i>Bill Humenczuk</i>
<i>Clerk:</i>	<i>Steve McKee</i>
<i>Division Director:</i>	<i>Ray Brown - 2nd yr. of 3yr Term</i>

And here is a list of potentials for our Appointed positions. Will be locking these in for January.

Appointed Positions

<i>Editor Slinger:</i>	<i>Open (still looking for Contributing Editors)</i>
<i>Webmaster Chair:</i>	<i>Richie Kennedy - Willing to Renew</i>
<i>Member Chair:</i>	<i>Phil Stock - Willing to Renew</i>
<i>Achievement Chair:</i>	<i>Bill Scheerer - Willing to Renew</i>
<i>Media: Audio/Video Chair</i>	<i>Audrey Mennenga - Willing to Renew</i>

Meeting Highlights November 2023

pictures submitted by Martin Wade

Business

Modeling Challenge Youth Awards



Adam Fitzgerald (pictured)
Jonah Lawrence (not present)



Clinic: 3d Printing

John Fales

Clinic: Midwest Model Railroad Museum

Dale Shipman (Rt)
&
Will Siegel (Lt)



Youth: Corner Mountain Project

Sam Ninemire

For a summer project, I created the scenery for a corner piece for my grandfather's HO railroad. It was on the upper tier, so I made the piece removable, as I didn't want to have to climb a ladder to work on it. I started by cutting and shaping foam into a rough mountain shape (picture 1). This mountain gave the track a reason to curve.



I then used a heated wire foam cutter, sandpaper, and sculpt-a-mold to smooth the mountain into a more natural shape (picture 2).

My next step was using plaster and rock molds to add a cliff edge that looked blasted out (picture 3).




I first stained the rocks with a diluted earth color, and then added streaks of grey and burnt sienna. I used diluted india ink to add shadows (the ink wash ran down from the top) and then dry brushed them with white to add high-lights (picture 4).

The real progress happened when I added the vegetation. I used woodland scenics foam on the side of the cliff, and static grass on the top to create a wheat field and a pasture. Along with this new vegetation, I also added 3 N scale buildings (for forced perspective) and paths (picture 5).



I added cows (and horses – thank you Marty Vaughn) to the pasture, fences around the fields, and trees to make the area more lively (picture 6).



and then tied it into the rest of the landscape using puffball trees and more woodland scenics foam (picture 7).

I finished it all off by adding final touches to the barn (picture 8).



Turkey Creek Call Board (Calendar)

Please update your calendars. We have locked in the Division Meeting dates and will be filling in the Clinics & Topics over the next Month. ***Don't miss the best time to TALK TRAINS!!!***

RESERVE THE DATE July 27-29 MCoR Regional NMRA Conv. **HERE** in Overland Park, KS

Date	Event	Time	Location	Topic	Clinician
Jan 24th	Division Mtg	7 -8:45 pm	Lakeview Eastside Terr	CS&G History, Planning, & Building (Part 1)	Gary Davidson
Feb 28th	Division Mtg	7 -8:45 pm	Lakeview Eastside Terr	Master Model Railroader: Intro Mini Clinc: Tarpaper & Crossing Make & Take Introduction	Bill Scheerer Larry Diehl Miles Hale
Mar 28th	Division Mtg	7 -8:45 pm	Lakeview Eastside Terr	Building CTC Layout Panels Steel Casting Hvy Duty Flat Cars Make & Take: Final Selection	Stephen Priest Mike Brusky Miles Hale
Apr 25th	Division Mtg	7 -8:45 pm	Lakeview Eastside Terr	Operations: Ottawa Junction Making People	Chuck Hitchcock Marty Vaughn
May 23rd	Division Mtg	7 -8:45 pm	Lakeview Eastside Terr	M&T: Construction Tips	Miles Hale
Jun 27th	Division Mtg	7 -8:45 pm	Lakeview Eastside Terr	Mountain/Region Geology Making Kalin Steel Supply	Greg Ohlmacher Steve McKee
Jul 25th	No Division Mtg ---				
July 27-29th	MCoR Regional NMRA Convention		Holiday Inn Overland Park, KS	Region event with Clinics, Lay-outs and Modeling Contest	Larry Alfred
Aug 22nd	Division Mtg	7 -8:45 pm	Lakeview Eastside Terr	Layout Control: Direct & DCC Operations	Martin Wade Gary Hankins
Sept 26th	Division Mtg	7 -8:45 pm	Lakeview Eastside Terr	Layout Control: Advanced Making People	Mark Juett Marty Vaughn
Oct 24th	Division Mtg	7 -8:45 pm	Lakeview Eastside Terr	Modeling Challenge	Larry Alfred
Nov 28th	Division Mtg	7 -8:45 pm	Lakeview Eastside Terr	3D Printing MMRR Museum Update	John Fales Dale Shipman
Dec 12th	Division Mtg	7 -8:45 pm	Lakeview Tree Top Room	Holiday Social Golden Spike National Mnmt	Adam Fitzgerald

Canadian Pacific Holiday Train Program

&

CPKC Holiday Train Schedules

Bill Humenczuk

Canadian Pacific Holiday Train Program: The Canadian Pacific Holiday Train program is different from the Holiday Express in that the train travels the system, making two to seven stops per day with a half hour entertainment program at each location but no tours of the train. There are two identical trains which travel the CPKC system (north of Shreveport) from November 21 through December 19. Each train consists of 14 rail cars decorated with LED lights and holiday designs. **The train will arrive at Union Station on Monday, November 27 at 6:45 pm with the show scheduled from 7:00 pm to 7:30 pm.** Visitors are asked to bring a food item or monetary donation for Harvesters. Before Kansas City on November 27 the train will be Ottumwa, Iowa at 10:00am and Chillicothe, Missouri at 2:45pm. On November 28 the train will be in Pittsburg, Kansas at 11:15 am followed by Joplin, Missouri and Heavener, Oklahoma. The performers on this leg of the trip are Seaforth, an Australian country music duo and Kiesza, a Canadian singer-songwriter.

CPKC Holiday Train The schedules for the CPKC (combined Canadian Pacific and Kansas City Southern railroads) holiday trains have been announced. Disappointing, for those of us who are Kansas City Southern fans, is that the KCS Holiday Express train, which traditionally ended its tour with a three to five day stay at Kansas City's Union Station, will not be traveling north of Shreveport this year. It will make four out and back trips from Shreveport from the Saturday after Thanksgiving through December 14, going east to Meridian, Mississippi; southeast to Baton Rouge, Louisiana; west to Dallas; and southwest to Port Arthur and Victoria, Texas. Turkey Creek members Bill and Margo Humenczuk and Karl Bitter will be traveling with the train for a portion of its schedule.

ED: See full schedule on next page.

RailRoad Community Events: CPKC Holiday Express Schedule Bill Humenczuk



Note: Does not reach KC Union Station this year!

2023 HOLIDAY EXPRESS SCHEDULE

Day	Date	Time	City	State	Address
Saturday	Nov 25	4 p.m.	Pearl (Jackson)	MS	CPKC Yard, 201 Industrial Park Dr.
Sunday	Nov 26	4 p.m.	Meridian	MS	Union Station, 1901 Front St.
Monday	Nov 27	4 p.m.	Vicksburg	MS	Levee Street Station 1000 Levee St. at the foot of Grove St.
Tuesday	Nov 28	4 p.m.	Monroe	LA	North 3rd St. and Desiard St.
Wednesday	Nov 29	4 p.m.	LaPlace	LA	Along railway track at 529 Hemlock St.
Thursday	Nov 30	4 p.m.	Gonzales	LA	Along railway track at Felix Ave. and East Ascension St.
Friday	Dec 1	4 p.m.	Baton Rouge	LA	Railway tracks at Government Street and South 15 St.
Saturday	Dec 2	4 p.m.	Pineville	LA	Along railway track at 901 Melrose St.
Sunday	Dec 3	4 p.m.	Coushatta	LA	Along railway track at Front St. between East Carroll St. and Alonzo St.
Monday	Dec 4	4 p.m.	Jefferson	TX	Along railway track between East Austin St. and East Lafayette St. (near 239 East Austin St.)
Tuesday	Dec 5	4 p.m.	Pittsburg	TX	South Texas St. railway crossing (105 S Texas St.)
Wednesday	Dec 6	4 p.m.	Sulphur Springs	TX	Along railway tracks at Pacific Park
Thursday	Dec 7	4 p.m.	Greenville	TX	Along railway track at Mill St., under Stonewall St. and Johnson St. overpass
Friday	Dec 8	4 p.m.	Wylie	TX	Along railway track near 107 North Keefers St., between West Oak St. and West Marble St.
Saturday	Dec 9	4 p.m.	Zwolle	LA	Railway station on N Main St. between Obrie St. and Port Arthur St.
Sunday	Dec 10	4 p.m.	Leesville	LA	CPKC yard, 901 South Third St.
Monday	Dec 11	4 p.m.	DeRidder	LA	Along railway tracks at 120 South Washington St.
Tuesday	Dec 12	4 p.m.	DeQuincy	LA	Railroad Museum, 400 Lake Charles Ave.
Wednesday	Dec 13	4 p.m.	Port Arthur	TX	Along railway track at Seafarer's Center (401 Houston Ave.)
Thursday	Dec 14	4 p.m.	Victoria	TX	Along railway track at intersection of US 59 and Burroughsville Rd.



THE WICHITA TRAIN SHOW & SWAP MEET

www.besttrainshow.com

**The Best Train Show
in Wichita, KS**

Sponsored in part by

Chisholm Trail Div. NMRA

Saturday, February 3, 2024 9am-5pm

Sunday, February 4, 2024 11am-4pm

**Cessna Activity Center
2744 George Washington Blvd.**

**Operating Layouts ~ Model Contests
Clinics ~ Over 100 Dealer Tables**

Scouts in
uniform
get in
FREE

HOURLY DOOR PRIZES

Admission \$8 Both Days

\$1 OFF
with non-
perishable
food item

**Military, First Responders, Fire,
Law Enforcement Admission \$1.00 with ID**

Kids 10 & under free with paid adult

Dealers: 8-foot tables (*Call for pricing*)

Call: Phil 316-259-5190 or email:

aylward1@cox.net

RailRoad Community Events

Other upcoming events!

DECEMBER 10, 2023
Mid America Train & Toy Show
Sun. 9am - 2pm
KCI Expo Center
11730 NW Ambassador Dr.
Kansas City, MO 64153
www.MidAmericaTrainAndToyShow.com

March 2-3, 2024 ***
22nd Annual Lawrence Train Show & Swap Meet
Sat. 9am - 5pm, Sun. 9am - 3pm
Crown Toyota
3400 South Iowa St.
Lawrence, KS 66046
www.lawrencemodelrailroadclub.org

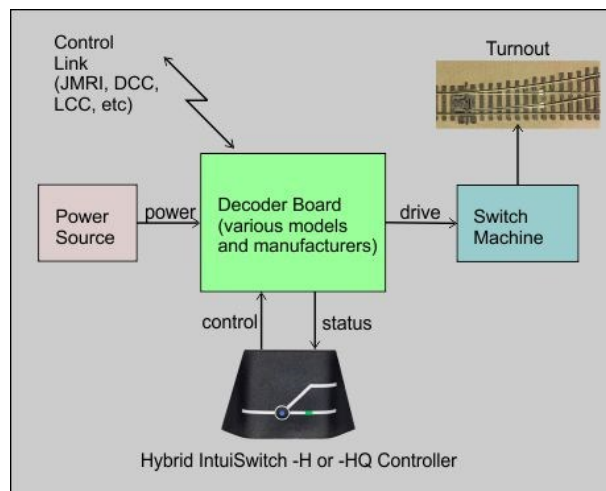

Want Ads: IntuiSwitch Shelly Levy

Opportunity to carry forward a Legacy!!!

IntuiSwitch is alive and well. However, IntuiSwitch's founder Shelly Levy celebrated his 98th birthday and he is looking for someone to continue the business. If you, or someone you know may be interested to continue the IntuiSwitch business, please don't hesitate to contact him at info@intuiswitch.com.

Those with a knowledge in business coupled with a passion for model railroading would make the most likely candidates! His son, Brad, who has designed the electronic circuitry and 3D printing would be willing to be a technical consultant.

[IntuiSwitch Website](http://intuiswitch.com)



Want Ads: HO "Stuff" Allen Maty

Rivarossi E-8



Con-Cor E-7



	A	B	C	D
1	Allen Maty HO Stuff For Sale			
2	Buyer Pick-up Only - Rural Smithville, MO @ 132d & Mt. Olivet Road			
3	Email: boeci.ret@gmail.com Phone: 816-308-8349			
4				
5	Manufacturer	Item	Road	Price
6	New Inbox:			
7	Rapido	Lightwght Coach	Kansas City Southern #276	\$90.00
8	Rapido	Baggage Express	Kansas City Southern #23	\$90.00
9	Rapido	10-5 Sleeper	Missouri Pacific - Eagle Preserve	\$90.00
10	Walthers Proto	PS 54-Seat Coach	Kansas City Southern	\$70.00
11	Walthers	PS 6-6-4 Sleeper	Missouri Pacific - The Eagle	\$75.00
12	Walthers	PS 48-Seat Diner	Missouri Pacific	\$70.00
13	Walthers	PS 64-Seat Coach	Missouri Pacific	\$60.00
14	Walthers	26 Seat Tap Lounge	Milwaukee Road - Yellow	\$80.00
15	Walthers	52 Seat Coach	Milwaukee Road - Yellow	\$60.00
16	Walthers	PS 10-6 Sleeper	Undecorated	\$60.00
17	Walthers	Milwaukee Road Diner	Undecorated	\$70.00
18	Walthers	PS 64-seat Coach	Santa Fe	\$40.00
19	Walthers	PS 64-seat Coach	Santa Fe	\$40.00
20	Walthers	PS 10-5 Sleeper	PRR - Frisco Silver & Red	\$60.00
21				
22	Used Locomotives	No boxes - test run OK		
23	Rivarossi	E-8	Frisco - #2002 - Horn-hook couplers	\$45.00
24	Con-Cor	E-7	Frisco - #2002 - No couplers	\$50.00

10-6 Sleeper



54 Seat Coach



48 Seat Diner



Baggage Express



64 Seat Coach



Coach



Want Ads: HO "Stuff" Allen Maty

6-6-4 Sleeper



64-seat Coach Sante Fe



48-seat Diner



64-seat Coach Sante Fe



10-5 Sleeper Frisco scheme



52-seat Coach



Milwaukee Road 10-6 Sleeper



Tap Lounge




Want Ads: N-SCALE ESTATE SALE Ray Brady

I am moving to Oregon so must liquidate my N-scale layout and equipment. The following items represent some of what I have to get rid of. I would love to send this a good home before I leave. If interested, please contact me at **785-323-7233**, or at joycove@wilsoncom.us Thanks, Ray Brady

Track

Used

Approximately 1000 feet +/- of Peco Code 55 flex track, wooden ties. All pieces have #22 feeder wire attached to the bottom underside of the rail, color coded black and red. Must be removed from the layout.



New



38 pieces Peco code-55 wood ties; new, unused



30 pieces Peco code-55 Concrete ties; new unused



40 pieces Peco code-80 wood tied; new, unused



Switches

Approximately 22 Peco Insulfrog Code 55 medium switches

Approximately 200 Peco Insulfrog Code 55 Large Switches

All are wired to be DCC friendly as shown in the pictures. Frog polarity can be controlled with frog juicers, tortoise machine, etc.. Must be removed from the layout

Also, miscellaneous Code 80 Small, Medium, and Large Peco Switches



Want Ads: N-SCALE ESTATE SALE Ray Brady

Misc Bridges



Caboose Industries 206S Ground Throws—Approx 200



Kato SD45 Engines



All engines are DCC
Road Numbers
6 9
3605 3621
3633

Overland 8500 HP Turbine All Engines have Digitrax DCC Decoders



Road Numbers
No 2 No 3 No 5 No 6 No 8
No 20 No 26 No 27 No 28 No 30
No 20 for Parts

Want Ads: N-SCALE ESTATE SALE Ray Brady

Kato SD40 / SD40-2 Engines



All Engines have either Digitrax or TCS Decoders
Road Numbers

2994	3008	3014	3017	3021	3024	3031
3037	3038	3054	3066	3068	3082	3127
3150	3220	3242	3379	3401	37694	2024
			4213			

Intermountain SD40T-2



All Engines have Digitrax Decoders
UP

4047	4397	4479	4965
49728615	8687	8795	

D&RG

5354	5364	5367
------	------	------

SP

8517	9275	9594
------	------	------

Intermountain SD40T-2



None of These Engines have Decoders
UP

2911	4385	4483
------	------	------

8691	8737
------	------

D&RG

5342	5385
------	------

Want Ads: N/HO Supplies Trade or Find Good Home Jack Boren

I have a number of things which were sold as N scale but which are too large, so I'm looking to trade or find them a new home for them.

Jack Boren jbcmd1 "at" me.com

In no particular order:

- Faller #222568, 5 x 10" embossed card variegated bricks (colors range from red to orange), bricks measure approx 9" long in HO
- Busch, #HO 7035, 6 x 8" pair of embossed gray cards, oddly shaped cobblestones, vaguely like a spool of thread viewed sideways
- Faller # HO 170603, 5 x 10" embossed dressed gray stone, larger stones are about 6 x 24" in O scale, double that in HO
- Noch # HO 57670, 6 x 12" embossed tan "sandstone" dressed stone, stones approx same as Faller #170603 so close to O scale
- Heki # 70132, pair of embossed possibly foam sheets, 6 x 11" & about 3/32" thick, tan stones, various sizes, HO scale probably
- Vollmer # HO 48224, tan embossed sheet similar to Chooch material, 6 x 11", irregular stone wall, large for HO or O scale better
- Rix #651 small cut stone culvert, is HO scale or perhaps O.

Turkey Creek Lightning Slinger

Our Lightning Slinger is published monthly and is a great place to learn and share information. The “value” of this newsletter lies solely in the contributions each of you offer to our Division. This newsletter has a great sampling of Events, Models, Layouts, and Bio’s. Please find your “Track” to add to our “Layout” and send your ideas and articles to the Editor. [Editor.TurkeyCreekNMRA <at> gmail.com](mailto:Editor.TurkeyCreekNMRA@gmail.com)

Don’t Lose your Slinger to the SPAM monster

Please ADD “Editor.TurkeyCreekNMRA@gmail.com”

to your Contact list on both your PC and on your Phone.

This will assure our Newsletter and General communications do not fall into the dreaded SPAM folder.

Great Connections: *(use these links for great connections)*

NMRA Turkey Creek Division Website:

www.TC-NMRA.org

NMRA Turkey Creek Division Facebook:

[NMRATurkeyCreek](https://www.facebook.com/NMRATurkeyCreek)

NMRA Mid Continent Region Website:

www.MCoR-NMRA.org

NMRA Organization Website:

www.NMRA.org

More Information: *(use these links to get started in Model Railroading)*

[NMRA Membership information](#)

[NMRA Beginners Guide](#)

